


Week of: April 6 - 10th

Kindergarten Virtual Learning Schedule

Kindergarten
Ms. Nelson


Monday:

Class Dojo Video Lessons- Reading
Complete Reading Worksheets for the week
25 minutes- I-ready

Tuesday

Class Dojo Video Lesson- Math
Complete Math Worksheets for the Week
25 minutes- I ready

Wednesday:

Studies Weekly Online- Science
Complete Science Worksheets for the Week
25 minutes- I-ready

Thursday:

Studies Weekly Online- Social Studies
Complete Social Studies Worksheets for the Week
25 minutes- I-Ready

Friday

Zoom Lesson with Ms. Nelson
Complete any remaining worksheets
25-minutes- I- Ready

All worksheets need to be turned in by 5:30 pm on Friday. You can scan the worksheet and email it to me or drop it off to the school between 4-6pm.
If you need a hard copy of the worksheets you can pick up a packet from the school on Monday or Tuesday from 10 am- 2 pm.

At the Park

week ①


Comprehension



Read the story. Then answer the questions below.

Jan likes to go to the park. She likes to swing. She likes to climb on the bars. She also likes to slide on the big slide. But, her favorite thing to do at the park is feed the ducks.

Jan often takes bread to the park to feed the ducks. The ducks love to eat the bread! When the bread is gone, Jan pretends she is a duck. "Quack, quack, quack," shouts Jan. "Quack, quack, quack," say the ducks.



1. What are some things that Jan likes to do at the park?

2. What is Jan's favorite thing to do at the park?

3. What does Jan feed the ducks?

4. What does she do when the bread is gone?

5. What is your favorite thing to do at the park?

A Ladybug Story


week 2

Comprehension



Read the story. Then answer the questions that follow.

Ladybugs are insects. Ladybugs hatch from eggs. As they grow, they change in color from pale orange to red with black spots. Ladybugs eat aphids. Aphids are little green bugs that live on roses and other plants. Ladybugs can fly because they have wings. The red part of a ladybug's body is called the "wing case." They do not fly very fast. Ladybugs sleep through the winter under piles of leaves. In the



Spring, ladybugs wake up. Time to get busy, ladybugs!

1. What are ladybugs? _____

2. What do ladybugs eat? _____

3. What are aphids? _____

4. What is the red part of a ladybug's body called?

5. What do ladybugs do during the winter? _____

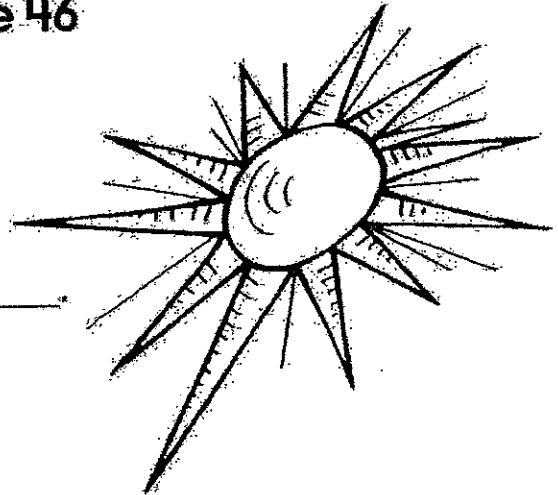
Rhyming Words in Action

week 5

Rhyming words



Use the words from the box on Page 46 to complete these short poems.



1. Every day the sun is _____
It shines on Earth to give us light.

2. The blackbird flies through the _____
It's free and happy, without a care.

3. The baby cried, "I want some _____!"
The daddy cried, "I'm off to the store!"

4. The ocean seems silent, so green and so deep,
It's almost as if all the animals just _____

5. You can use the colored chalk
To write and draw on the side _____

Word
Bank

more
walk
bright
sleep
air

It's Rhyme Time!

week 5

Rhyming words



Words with the same ending sound are called rhyming words. Words like *cow*, *now*, and *how* are rhyming words. Read the words in the box. Choose the word from the box that rhymes with each word below, then write it on the line.

cap	thank	sleep	more	made
air	sit	walk	hot	bright


1. night _____ 2. store _____

3. stayed _____ 4. chair _____

5. drank _____ 6. fit _____

7. keep _____ 8. lot _____

9. nap _____ 10. talk _____



June played lots of tunes.

Dad sang.

The mule jumped and
kicked.

High-Frequency Words:

Circle the words work,

could, new, and she.



At Home: Ask your
child to read the
book aloud to you.


June's Tunes



June's dad had to work.

But his mule had a bad leg.


He could not take a step.



June had a fine new flute.
She played tunes for Dad's
mule.

Phonics: Draw a line under the long u
words in the story.


2



Dad's mule liked June's tunes.
Could Dad's mule take a step?
Yes! His leg was well!


Comprehension: What made the mule's
leg well?

3



Mole let Cub into his home.
 Cub is big, but he fit just
 fine.

Cub and Mole



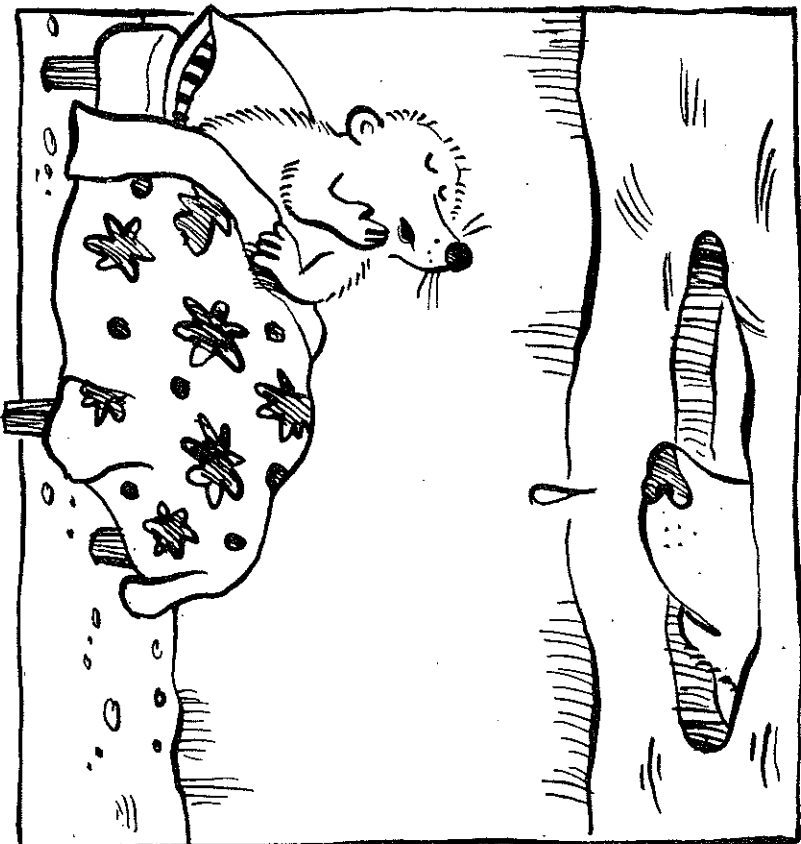
Cub was wet, wet, wet!
 Soon Cub saw Mole's home.

High-Frequency Words:

Circle the words soon,
saw, into, and he.




At Home: Ask your
 child to read the
 book aloud to you.



Cub poked his nose into
the hole.
Mole woke up.

Phonics: Draw a line under the long o
words in the story.

2



“Mole, can I come in?” Cub
asked.
“I am wet, wet, wet!”

Comprehension: How did Cub get
so wet?

© Macmillan/McGraw-Hill

3

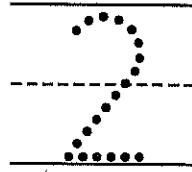
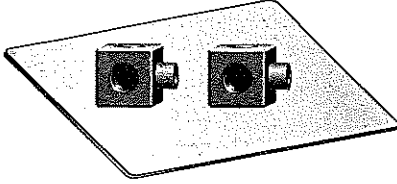
Name _____

Reteaching

8-1

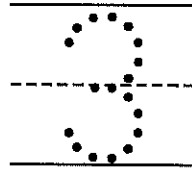
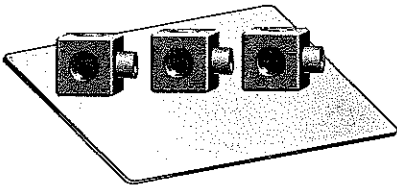
Stories About Separating

1





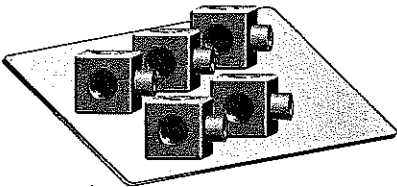
are left.

2




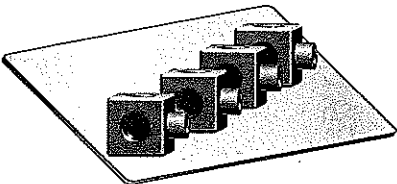
are left.

3



are left.

4



are left.

Directions Have children listen to number stories and then count how many cubes are left on the mat. Then have them trace or write the number left. **1** *Jessie shows 3 cubes. She takes 1 away. How many cubes are left on the mat?* **2** *Alex shows 5 cubes. He takes 2 away. How many cubes are left on the mat?* **3** *Jared shows 8 cubes. He takes 3 away. How many cubes are left on the mat?* **4** *Kaitlin shows 5 cubes. She takes 1 away. How many cubes are left on the mat?*



Name _____

Practice

8-1


Stories About Separating

1





are left.

2



are left.

3



are left.

Directions Have children listen to each number story and count how many are left. Then they write the number.

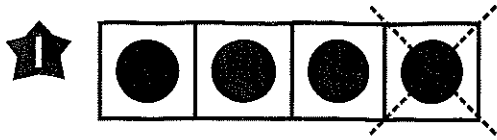
1 Kate sees 6 ducks. 3 ducks fly away. How many ducks are left? 2 Ted sees 6 frogs. 1 frog hops away. How many frogs are left? 3 Lori sees 6 chipmunks. 2 run away. How many are left?

Name _____

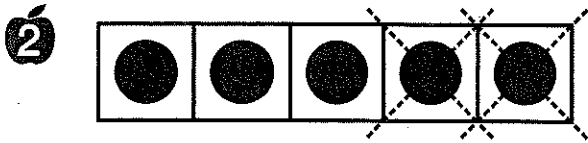
Reteaching

8-2

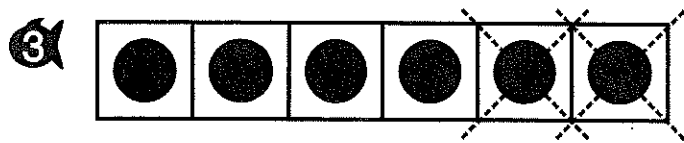
Stories About Take Away



 take away 1 is .



 take away 2 is .



 take away 2 is .

Directions Have children listen to each number story and count and trace the number that tells how many in all. Next children trace the Xs to show how many to take away and trace or write the number that tells how many are left.

★ Jake shows 4 counters. He takes away 1 counter. How many counters are left? ♀ Katie shows 5 counters. She takes away 2 counters. How many are left? ♂ Carter shows 6 counters. He takes away 2 counters. How many are left?


Name _____

Practice

8-2


Stories About Take Away

1




_____ take away _____ is _____.

2



_____ take away _____ is _____.

3



_____ take away _____ is _____.


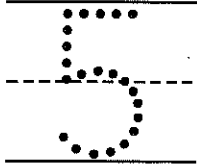

Directions Have children listen to each number story. Have them count and record the number in all. Ask them to trace or mark Xs to show how many to take away and record this number. Then have children write the number that tells how many are left. ★ Eric sees 5 geese. Three geese fly away. How many geese are left? ② Eric sees 6 chicks. One chick walks away. How many chicks are left? ③ Eric sees 8 ducklings. Three swim away. How many ducklings are left?

Name _____


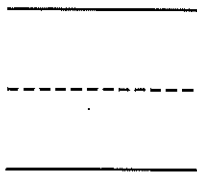

Reteaching

8-3



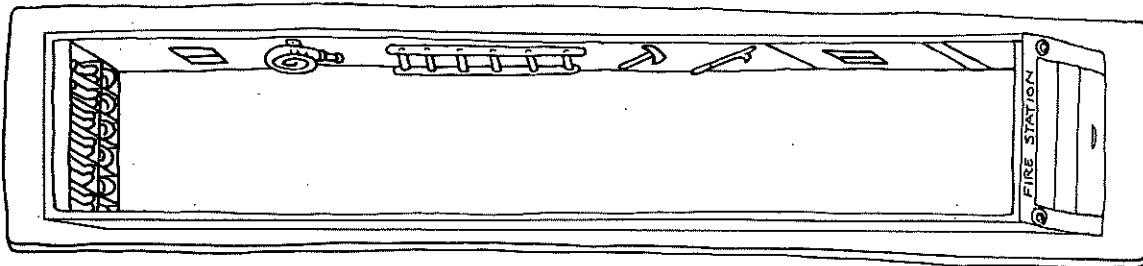
Problem Solving: Act It Out



2



3



Directions Have children listen to each problem and solve it by acting it out with cubes. Have them record the answer on the line. ★ There are 8 train cars on the track. You take 3 cars off the track. How many cars are left on the track? ② There are 7 cars on the track. 4 cars pull off the track. How many cars are left on the track? ③ There are 6 fire trucks in the station. 2 trucks leave. How many fire trucks are left in the station?

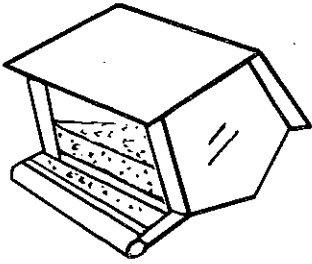
Name _____

Practice

8-3

Problem Solving: Act It Out

1






go.



2






go.



3





go.

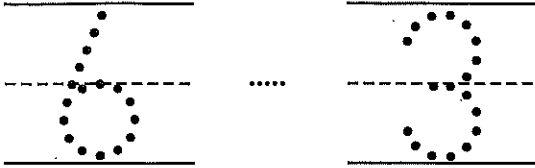
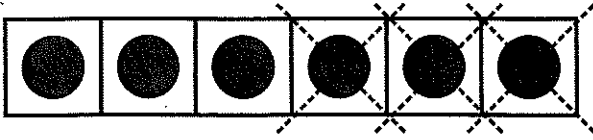


Directions Have children listen as you tell a problem about each picture. Tell them to solve each problem by acting it out with counters. Have children write each answer.

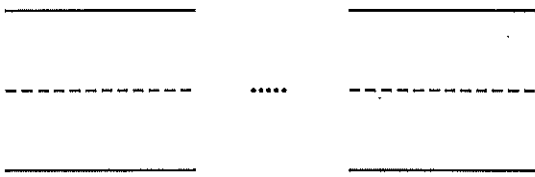
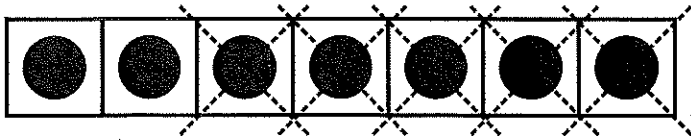
Name _____

Using the Minus Sign

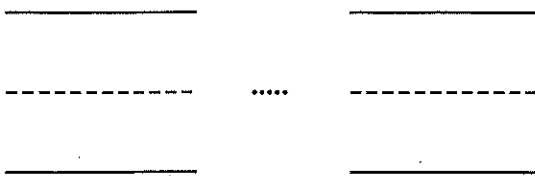
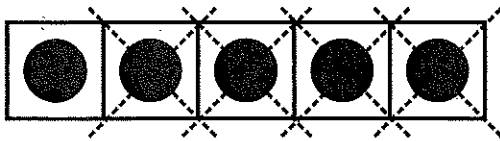
1



2



3



Directions Have children write how many counters there are in all. Have them trace Xs to subtract. Then have them trace the minus sign, write the number subtracted, and tell how many counters are left. Children may use counters to model.

Name _____

Practice

8-4

Using the Minus Sign

1



.....

2



.....


3



.....

Directions Have children write how many animals there are in all. Have them trace Xs to subtract. Then have them trace the minus sign, write the number subtracted, and tell how many animals are left.

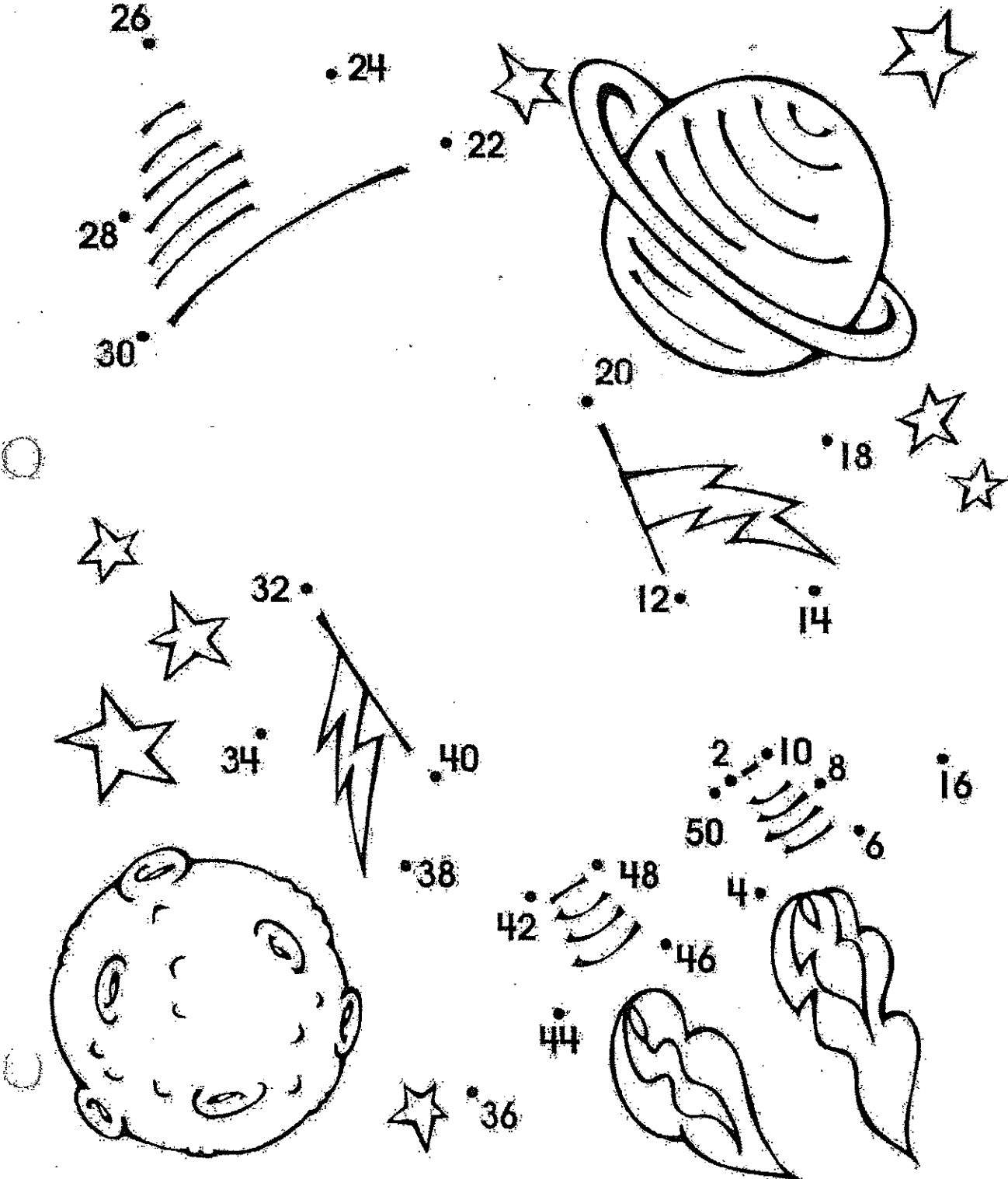
Blast Off!



week 5

Counting by 2

Count by 2s to complete the picture and find out where your imagination can take you! Then color the picture.




Name: _____ Date: _____


Science Kindergarten Studies Weekly

Week 6, Earth-Space Science


Look at each picture. Cut and glue the picture that matches each type of weather.




hot







cold



rain



snow




Name: _____ Date: _____


Science Kindergarten Studies Weekly

Week 7, Earth-Space Science


Look at each picture. Cut and glue the picture that matches each sentence.




This is day.






This is night.



This is the
moon.



This is a
star.





Name: _____ Date: _____

Science Kindergarten Studies Weekly

Week 7, Earth-Space Science


Day and Night Assessment

1. Circle the picture that shows the sky in the day. Draw a box around the picture that shows the sky at night.



Circle **yes** if the sentence tells what is in the picture. Circle **no** if the sentence does not tell what is in the picture.


2. This is the sun.



yes

no

3. This is a star.



yes

no

Name: _____ Date: _____

Science Kindergarten Studies Weekly

Week 8, Earth-Space Science

Write the best word on the line.

1. The sun is a _____
_____ (star, car). _____

2. We see the sun in the _____
_____ (night, day). _____

3. In the morning the sun _____
_____ (rises, sets). _____

4. At night the sun _____
_____ (sets, star). _____

5. Wear sunscreen every _____
_____ (day, night). _____

Name: _____ Date: _____

Science Kindergarten Studies Weekly

Week 8, Earth-Space Science

The Sun Assessment

Circle the correct answer.

1. When does the sun rise?

in the morning

at noon

in the evening

2. When does the sun set?

in the morning

at noon

in the evening

3. Circle the words that tell what the sun gives us.

rain

heat

light

Circle yes or no.

4. You should wear sunscreen every day.

yes

no

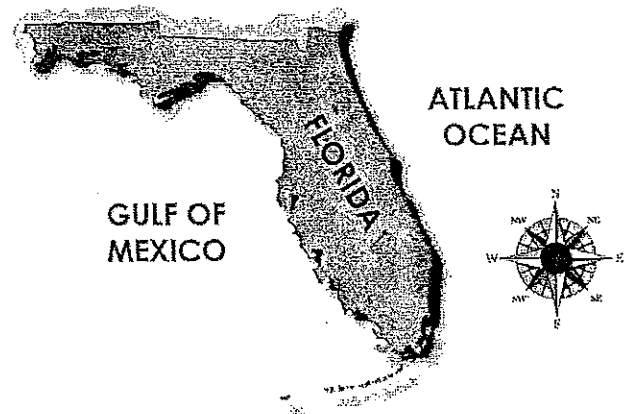
Name: _____

1. What color is water on a map or a globe? Circle the answer.

- blue
- green
- brown

2. Here is a map of Florida. Which body of water is to the east of Florida?


- Atlantic Ocean
- Gulf of Mexico



3. What would you use to find how to get to your street? Circle the answer.

- map
- globe

4. Draw an X on the biggest ocean on Earth.



Name: _____

1. What day do people in England give gifts to community workers?

- Christmas
- Boxing Day

2. What is different about the way children in Brazil celebrate birthdays compared to the United States?

- They eat candy shaped liked vegetables.
- They light candles.

3. What is one way your family celebrates a holiday in winter?

4. Fill in the circle(s) next to the holidays that use candles.

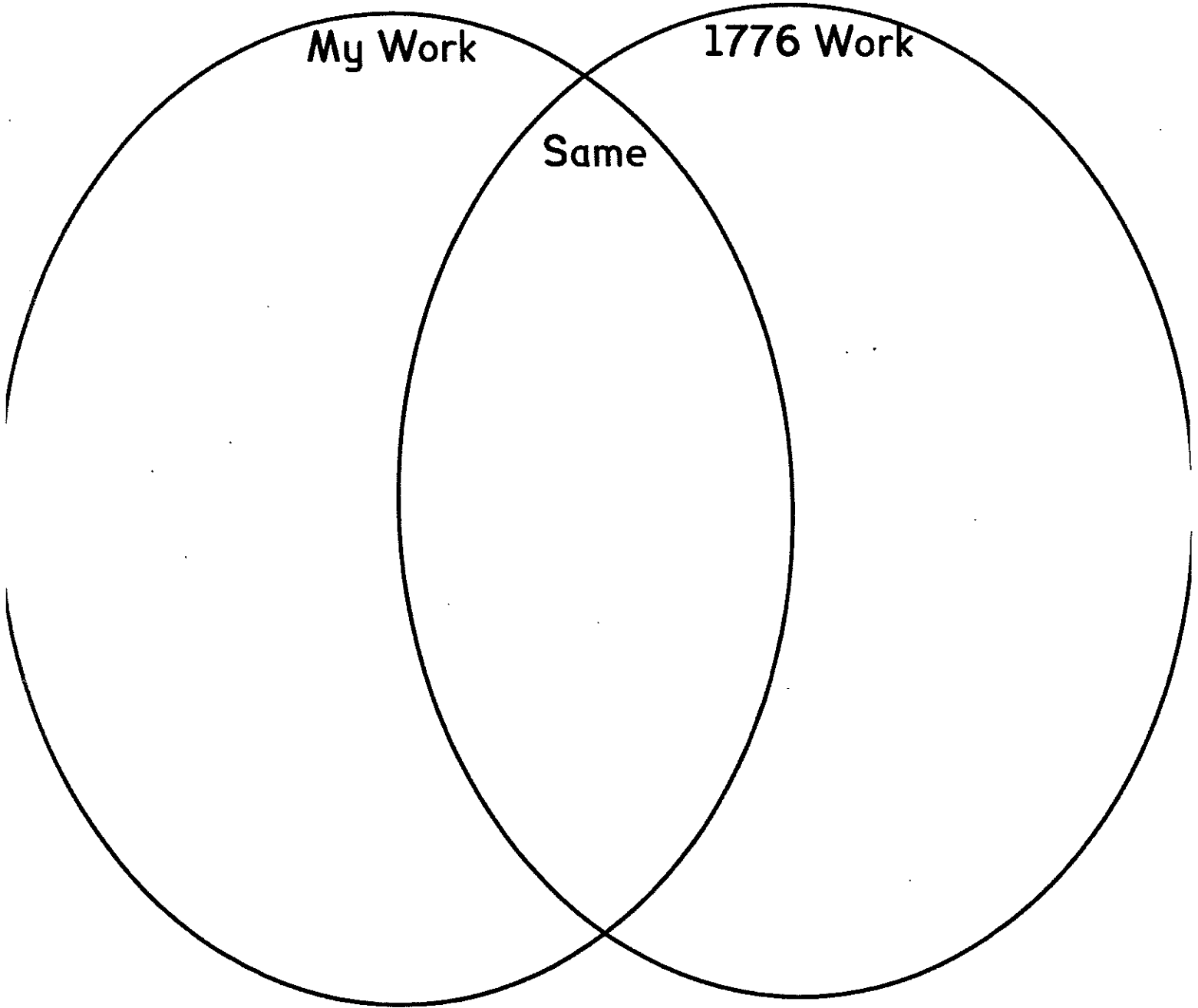
- Hanukkah
- Christmas
- Valentine's Day

Name: _____
Florida Studies Weekly - Kindergarten

Date: _____
Quarter 3, Week 23

My Work

You have learned about the kinds of work children did in 1776. Complete the Venn diagram below showing the similarities and differences.



Name: _____

Florida Studies Weekly - Kindergarten

Date: _____

Quarter 3, Week 23

Presidents and Patriots

Match the picture with the correct president or patriot name.




Abraham
Lincoln



George
Washington



Benjamin
Franklin



Harriet
Tubman