

## Kindergarten Virtual Learning Schedule

April 27 - May 1

### **Monday:**

Class Dojo Video Lessons- Reading  
Complete Reading Worksheets for the week  
25 minutes- I-ready

### **Tuesday**

[www.Pearsonrealize.com](http://www.Pearsonrealize.com) - Math  
Complete Math Online lessons for the week  
25 minutes- I ready

### **Wednesday:**

Studies Weekly Online- Science  
Complete Science Worksheets for the Week  
25 minutes- I-ready

### **Thursday:**

Studies Weekly Online- Social Studies  
Complete Social Studies Worksheets for the Week  
25 minutes- I-Ready

### **Friday**

Google Meets Lesson with Ms. Nelson  
Complete any remaining worksheets  
25-minutes- I- Ready

**All worksheets need to be turned in by 5:30 pm on Friday. You can scan the worksheet and email it to me or drop it off to the school between 4-6pm.**

If you need a hard copy of the worksheets you can pick up a packet from the school on Monday or Tuesday from 10 am- 2 pm.

Name \_\_\_\_\_

Long o

Read the word. Listen to the **long o** sound the letters **o** and **e** stand for.



bone

Circle the word that names the picture. Then write the word.

1.



rode

rose

\_\_\_\_\_

-----

\_\_\_\_\_

2.



note

not

\_\_\_\_\_

-----

\_\_\_\_\_

3.



glob

globe

\_\_\_\_\_

-----

\_\_\_\_\_

4.



robe

rope

\_\_\_\_\_

-----

\_\_\_\_\_

5.



note


nose

\_\_\_\_\_

-----

\_\_\_\_\_

6.



home

hose

\_\_\_\_\_

-----

\_\_\_\_\_



Name \_\_\_\_\_

Words to Know

**Circle the word that completes each sentence.  
Then write the word on the line.**

\_\_\_\_\_  
-----  
1. I \_\_\_\_\_ a big duck.

saw  
soon

\_\_\_\_\_  
-----  
2. The duck was \_\_\_\_\_  
on the pond.

fixing  
floating

\_\_\_\_\_  
-----  
3. The pond \_\_\_\_\_ in the sun.

sparkled  
smelled

\_\_\_\_\_  
-----  
4. I did not see \_\_\_\_\_ other ducks.

saw  
any

\_\_\_\_\_  
-----  
5. The duck \_\_\_\_\_ its bill.

only  
opened

\_\_\_\_\_  
-----  
6. \_\_\_\_\_ the duck swam  
to its nest.

Some  
Soon

\_\_\_\_\_  
-----  
7. I see the duck \_\_\_\_\_ day.

every  
even

© Macmillan/McGraw-Hill




Name \_\_\_\_\_

Review:  
Words to Know

**Circle the sentence that tells about the picture.**



1. We swim.  
Let's walk.



2. What time is it?  
The light is on.



3. Pull the gate.  
He can ride.



4. She can call.  
She runs a race.



5. The girls wave.  
They like rice.



6. I like baths.  
We read together.

Name \_\_\_\_\_

Write the word that completes the sentence.


1. \_\_\_\_\_ the pups like to ride.

Two      All



2. \_\_\_\_\_ cat is little.

Our      When



3. This is \_\_\_\_\_ I do it.

skate      how



4. Kate and Jake \_\_\_\_\_ swimming.

were      can



5. The \_\_\_\_\_ likes to ride.

bike      boy



Name \_\_\_\_\_

Blends:  
scr-, spl-, spr-, str-

Three consonants can form a blend. You can hear each consonant sound in a blend.

s c r = scr  
scratch



s p l = spl  
splash




s p r = spr  
spring



Circle the word that completes the sentence.

1. The ducks like to \_\_\_\_\_ in the water.  
splash splint

2. The cat is \_\_\_\_\_.  
spring striped



3. This girl has a \_\_\_\_\_.  
scratch scruff



4. I like to play outside in the \_\_\_\_\_.  
scrape spring



Name \_\_\_\_\_

Words to Know


Use words from the box to complete each sentence.

say    says    about    give    read

1. "Please \_\_\_\_\_ me a plum, Gram."



2. This is a book \_\_\_\_\_ cats.




3. "I want to \_\_\_\_\_ this book."



4. "Please read it to me," I \_\_\_\_\_.

5. "Let's read it together," Gram \_\_\_\_\_.





A while later, the hikers  
went back. They had hiked  
three miles. Mark felt tired,  
but happy!


**High-Frequency Words:**

were, or, better



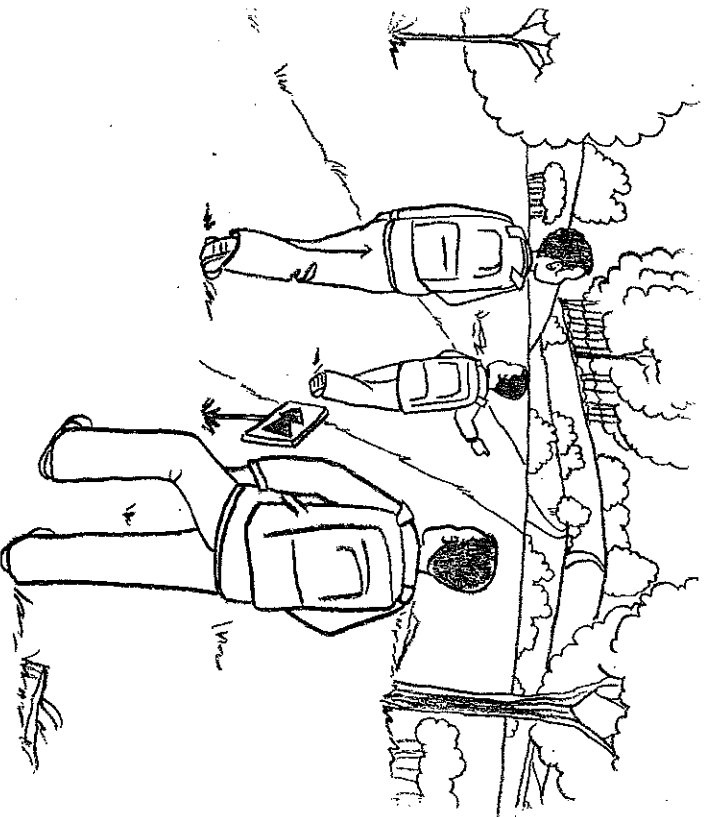
At Home: Ask your  
child to read the  
book aloud to you.

# A Hike in the Park



Mom and Dad and Mark  
were hiking in a park.  
“We can take this trail or  
that trail,” said Mom.



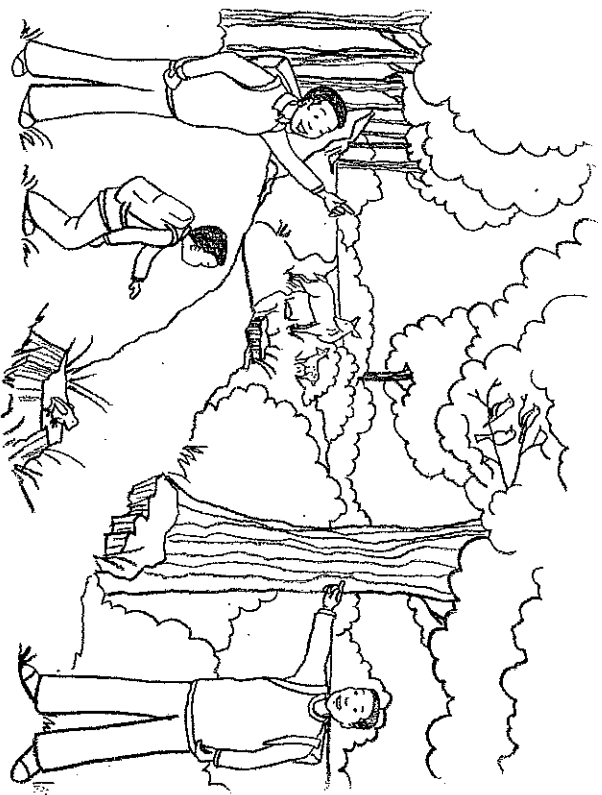


“This trail looks better!”  
said Mark.  
So, the three hikers started  
up the trail.

---

**Phonics:** Underline the words in the story  
that have cr as in car.

2




“Look at that deer with its  
mom!” said Dad.  
“I see three larks in the tree!”  
said Mom.  
“I see a big frog!” said Mark.

---

**Comprehension:** How is going on a hike  
different from taking a walk?

3



Baseball is a team sport.  
That batter made a great  
hit! She will run around  
the bases. Will she make a  
home run?

**High-Frequency Words:**

again, great, around




At Home: Ask your  
child to read the  
book aloud to you.

# Pick a Sport!



All sorts of sports can  
be fun.

Pick a sport that you like.  
Then go play it!




Riding a bike is a fun sport.  
You can ride by yourself or  
ride with a pal.  
Is this sport for you?

**Phonics:** Underline the words in the story  
that have or as in short.

2

© Macmillan/McGraw-Hill



The coach teaches the team  
to swim fast and dive.  
Today they swim back and  
forth again and again.  
Is this sport for you?

**Comprehension:** Why is the coach  
looking at a stopwatch?

3

Name \_\_\_\_\_

Unscramble each sight word.

Practice writing each word.

wot

--	--	--

yaaw

--	--	--	--

eno

--	--	--

dnif

--	--	--	--

tillte

--	--	--	--	--	--

reeth


--	--	--	--	--

nunfy

--	--	--	--	--

rhewe

--	--	--	--	--



Sight Word Bank:  
one, two, three, where, funny, little, away & find

Name \_\_\_\_\_

Unscramble each sight word.

Practice writing each word.

liwl

--	--	--	--

---

---

---

won

--	--	--

---

---

---

noso

--	--	--	--

---

---

---

doog

--	--	--	--

---

---

---

wen

--	--	--


---

---

---

tretpy

--	--	--	--	--	--	--



lewl

--	--	--	--

---

---

---

Sight Word Bank:  
good, new, pretty, well, will, soon & now

Name: \_\_\_\_\_  
Florida Studies Weekly - Kindergarten

Date: \_\_\_\_\_  
Quarter 4, Week 27

## Right or Responsibility?

Write the word "right" or "responsibility" below the correct picture.

### Live at Home




---

---

---

### Pick Up Your Room




---

---

---

### Learn at School



---

---

---

### Follow the Rules

#### School Rules

1. Be a good listener.
2. Follow directions.
3. Raise your hand to talk.
4. Be kind to oth
5. Do your best!



---

---

---

Name: \_\_\_\_\_  
Florida Studies Weekly - Kindergarten

Date: \_\_\_\_\_  
Quarter 4, Week 27

## Home Rights and Responsibilities

Write a list of rules and responsibilities that you have at home.

---

At home, I have the right to:

1. \_\_\_\_\_
2. \_\_\_\_\_
3. \_\_\_\_\_

At home, I have the responsibility to:

1. \_\_\_\_\_
2. \_\_\_\_\_
3. \_\_\_\_\_

Complete the sentences below about other countries' rules.

---

In Jamaica, boys and girls usually call adults

\_\_\_\_\_ and \_\_\_\_\_  
\_\_\_\_\_ and \_\_\_\_\_

In Japan, kindergarteners have to be \_\_\_\_\_  
at school. \_\_\_\_\_

Name: \_\_\_\_\_

1. What are some rights you have at home? Fill in the circle the rights you have at home.

---

- the right to be safe
- the right to have some fun
- the right to yell at your parents

2. Globes and maps help us locate places on the Earth. Fill in the circle the one that is flat.

---



globe



map

3. What is one responsibility you have at school?

---

---

---

4. Why are there rules at school?

---

---

---




Name: \_\_\_\_\_  
Florida Studies Weekly - Kindergarten


Date: \_\_\_\_\_  
Quarter 4, Week 28

## Need or Want?


Write the word "need" or "want" under the correct picture.



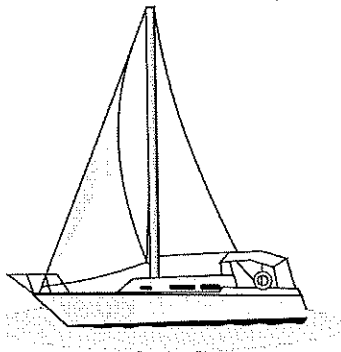
\_\_\_\_\_  
\_\_\_\_\_  
\_\_\_\_\_



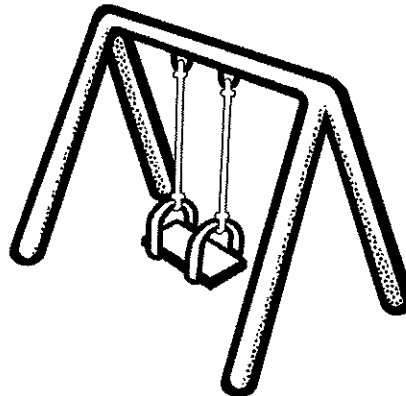
\_\_\_\_\_  
\_\_\_\_\_  
\_\_\_\_\_




\_\_\_\_\_  
\_\_\_\_\_  
\_\_\_\_\_



\_\_\_\_\_  
\_\_\_\_\_  
\_\_\_\_\_



\_\_\_\_\_  
\_\_\_\_\_  
\_\_\_\_\_



\_\_\_\_\_  
\_\_\_\_\_  
\_\_\_\_\_

My favorite need is \_\_\_\_\_.

My favorite want is \_\_\_\_\_.

Name: \_\_\_\_\_

1. What is something you want but don't need?

---

---

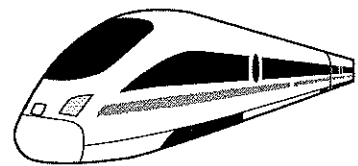


---

---

2. Why do adults work? Fill in the circle for the best answer.

- to earn money to buy things
- to play outside

3. Which kind of tool would a delivery man use to deliver milk?



- Delivery truck
- Small bicycle
- Fast train

4. Fill in the circles next to the things that people in the United States had delivered to their homes long ago.

- milk
- oranges
- candy
- cheese
- eggs

Name: \_\_\_\_\_


Florida Studies Weekly - Kindergarten

Date: \_\_\_\_\_

Quarter 4, Week 29

## Jobs People Do

Write the job under the correct picture. Then, draw some of the tools that job uses in the blank box next to the picture.



Aa Bb Cc Dd



---



---



---




---



---



---



---



---



---



---



---



---

police officer

teacher

doctor




firefighter

Name: \_\_\_\_\_

1. Fill in the circle next to all the names that show who is honored on Labor Day.

- dogs
- waitresses
- dentists
- police officers
- nurses
- cars
- babies

2. Workers have to wear helmets for some jobs. Circle the jobs below where workers wear helmets.



3. Why do some workers wear helmets for their jobs?

---

---

---

4. Different jobs use different kinds of tools and equipment. What are two things that teachers need to do their jobs?

---

---

---

Name: \_\_\_\_\_ Date: \_\_\_\_\_

Science Kindergarten Studies Weekly

Week 6, Life Science

### Be Healthy Assessment

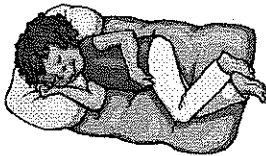
1. Each picture shows someone doing something to stay healthy. Draw a line from the pictures on the left to the words on the right that tell what each child is doing.




brushing his teeth




washing his hands



eating healthy food



getting exercise



sleeping

2. What are we? We can make you sick. You can get rid of us by washing your hands. Circle the correct word.

floss

germs

 StudiesWeekly®



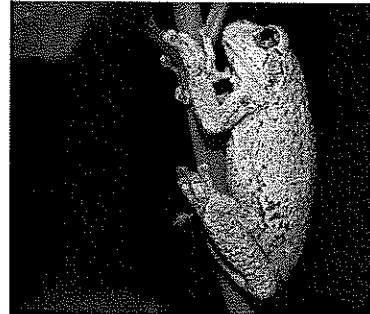
Name: \_\_\_\_\_ Date: \_\_\_\_\_

Science Kindergarten Studies Weekly

Week 8, Life Science

### Homes Assessment

1. Look at the pictures. Circle the pictures that show something that lives in the rain forest. Draw a box around the pictures that show something that lives in the Arctic. Draw a line under the pictures that show something that lives in a wetland. Hint: The pictures show two animals from each place.



Circle yes or no.

2. Honeybees live in an ant hill.

yes

no



Name: \_\_\_\_\_ Date: \_\_\_\_\_

Science Kindergarten Studies Weekly



Week 9, Life Science

### Share the Earth Assessment

1. Circle the pictures that show someone sharing the Earth. Put an X on the pictures that show something that does not help us share the Earth.



2. Draw a line under the picture of the animal that is extinct (gone forever).  
Draw a box around the picture of the animal that is in danger.



Name: \_\_\_\_\_ Date: \_\_\_\_\_

Science Kindergarten Studies Weekly

Week 9, Life Science




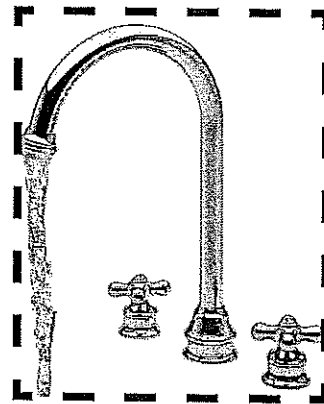

We can keep Earth clean and help protect all living things. Look at each picture. Does it help keep Earth clean or not? Cut and paste the pictures into the correct box.

**Helps the Earth**

**Does not help  
the Earth**

--	--





Name: \_\_\_\_\_ Date: \_\_\_\_\_

Science Kindergarten Studies Weekly



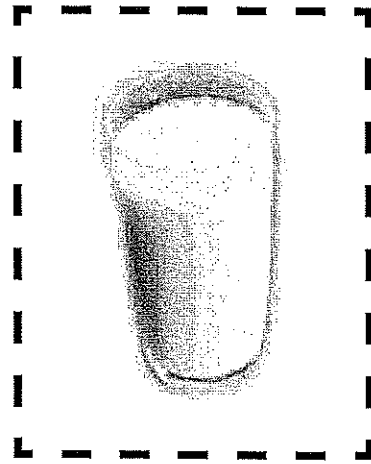



Week 6, Life Science

Look at each picture. Is it a healthy food or a unhealthy food?  
Cut and paste the pictures into the correct box.

**healthy**

**unhealthy**

--	--






Name: \_\_\_\_\_  
 Florida Studies Weekly - Kindergarten

Date: \_\_\_\_\_  
 Quarter 4, Week 28

## Goods and Services

Cut out the pictures and paste them in the goods or service box.

<b>GOOD</b>	<b>SERVICES</b>



NGSSS Social Studies Standards Covered: SS.K.E.1.4  
 ELA/LAFS Standards Covered: LAFS.K.L.1.1

ELD Standards Covered: ELD.K.12.ELL.SS.1  
 Cognitive Complexity Level: MODERATE/2