

April 13 - 17th

Kindergarten Virtual Learning Schedule

Monday:

Class Dojo Video Lessons- Reading
Complete Reading Worksheets for the week
25 minutes- I-ready

Tuesday

Class Dojo Video Lesson- Math
Complete Math Worksheets for the Week
25 minutes- I ready

Wednesday:

Studies Weekly Online- Science
Complete Science Worksheets for the Week
25 minutes- I-ready

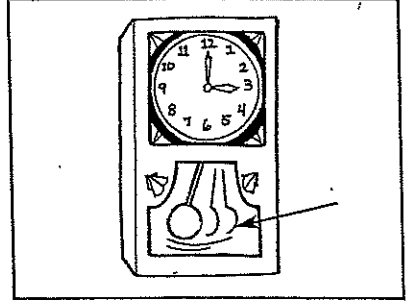

Thursday:

Studies Weekly Online- Social Studies
Complete Social Studies Worksheets for the Week
25 minutes- I-Ready

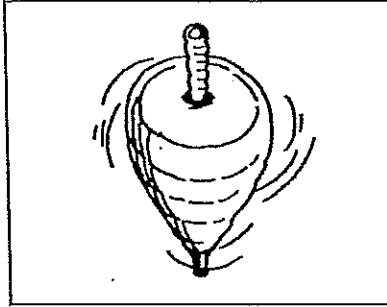
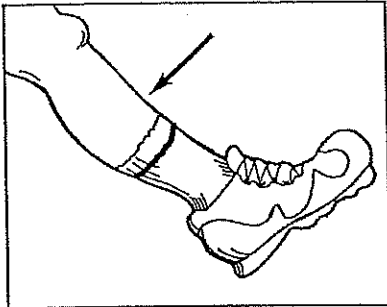
Friday

~~Zoom~~ Lesson with Ms. Nelson
Complete and remaining worksheet
25-minutes- I- Ready

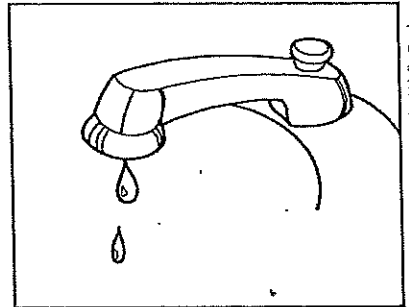

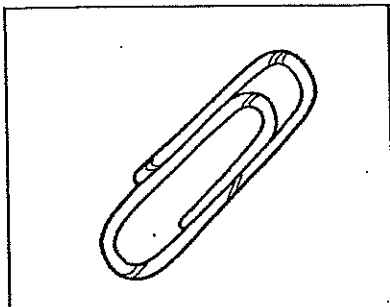
All worksheets need to be turned in by 5:30 pm on Friday. You can scan the worksheet and email it to me or drop it off to the school between 4-6pm.
If you need a hard copy of the worksheets arrangement can be made with me at a later time.



ick



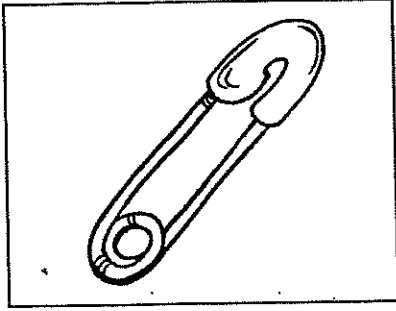
in




ip

Illustrations © 2000 Go Phonics/ Holly Davison

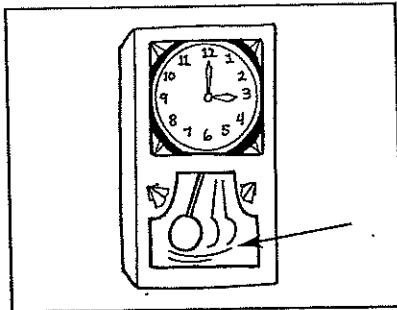
ă, ỉ ?




p n




f n




t ck



p n



f n



t ck

Name _____

A. Read the words in the box. Write one word on each line.

he

into

saw

soon

1. _____


2. _____

3. _____

4. _____

B. Use a word from the box to finish each sentence.

1. I _____ a rose.



2. She put the dishes _____ a box.

3. We will be home _____

4. _____ can jump.



Name _____

**Circle the word that completes each sentence.
Then write the word on the line.**

1. Lots _____ cats have stripes.
of our

2. What did Mom _____ to Ann?
give said

3. Ann _____ on her socks.
now put

4. Each sock has _____ stripes!
then three

Name _____

Words to Know

told
glared

before
happen

falls
heard

haste
began

Circle the word that completes each sentence.

1. I ____ at the bad puppy.
 - told
 - glared

2. The ball ____ out of my hand every time.
 - falls
 - happen

3. We ran up the walk in great _____.
 - glared
 - haste

4. I ____ you not to do that!
 - told
 - heard

5. Can you come to my house ____ school?
 - before
 - began

6. What will ____ next?
 - haste
 - happen

7. It all ____ last Monday.
 - before
 - began


8. Have you ____ about my idea?
 - heard
 - falls



Name _____

Long e


Read the word. The letter **y** stands for the long **e** sound at the end of **daisy**.



daisy

Circle the word that names the picture.

1.



pony
funny
silly

2.




lucky
baby
chilly

3.



mommy
easy
teddy

4.



puppy
tummy
silly

5.



muddy
Billy
penny


6.




funny
sunny
bunny



Peaches and Peach Trees




A peach tree is a kind
of plant.
It has peaches on it.




We can plant peach pits.
By and by, we may get
peach trees!

High-Frequency Words:
Circle the words kind, by,
and after.

 **At Home:** Ask your
child to read the
book aloud to you.

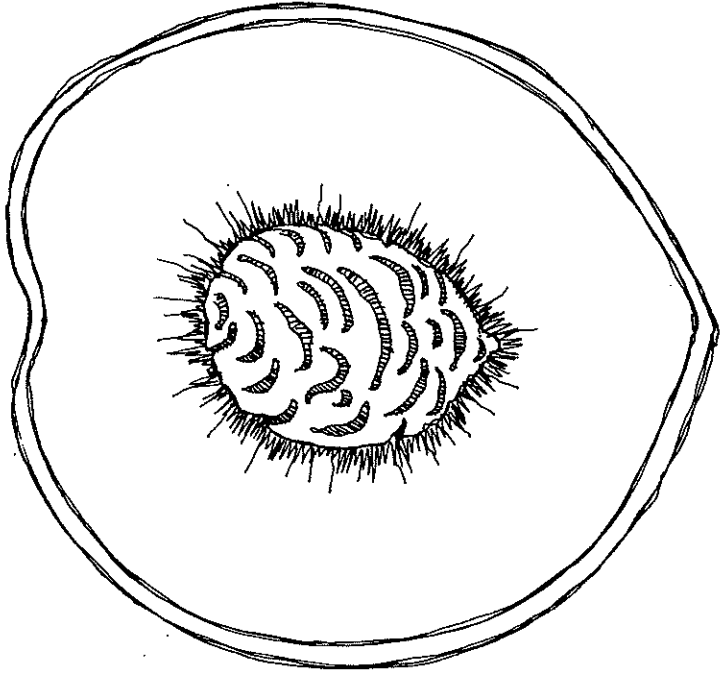
© Macmillan/McGraw-Hill



We like to eat sweet peaches.
Sweet peaches can be fine
treats.

Phonics: Draw a line under words that have long e spelled e, ea, or ee.

2



After we eat a peach, we see
a pit.
Each peach pit is a seed.

Comprehension: What is this book all about?

3

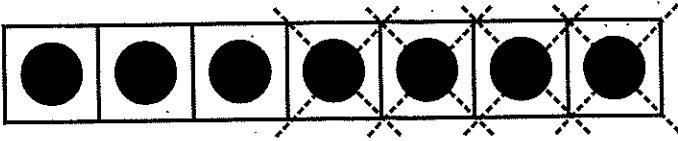
Name _____

Reteaching

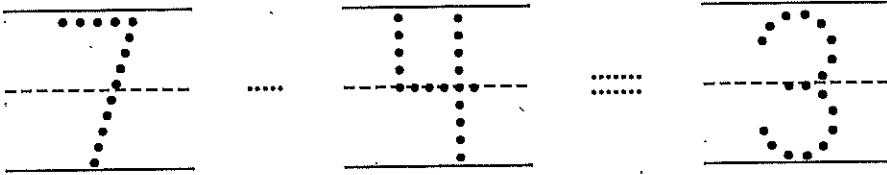
8-5

Finding Differences

1



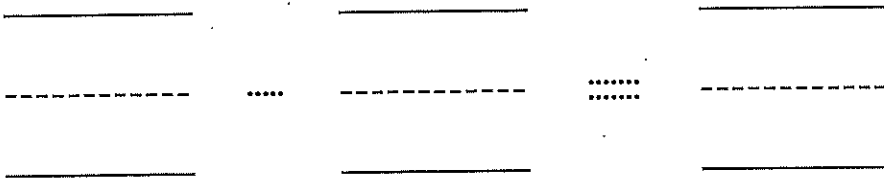
7 take away 4 is 3.



2



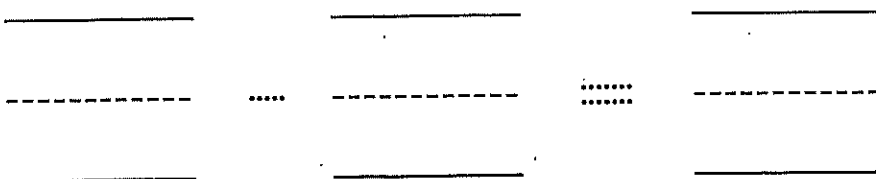
6 take away 4 is 2.



3



4 take away 3 is 1.



Directions Have children write how many counters there are in all. Have them trace or mark Xs to subtract. Ask them to trace the minus sign and record the number subtracted. Then have them trace the equal sign and record the difference.

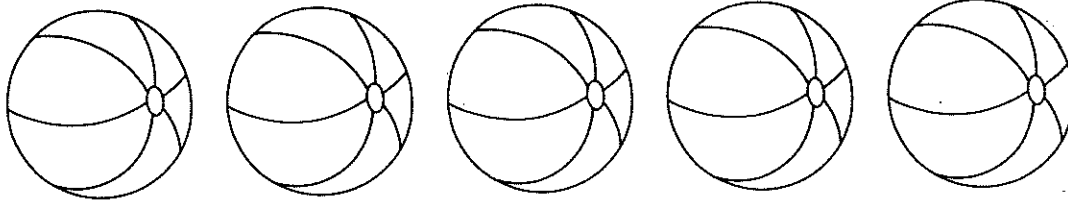
Name _____

Practice

8-5


Finding Differences

1



5 take away 2 is 3.

2



6 take away 4 is 2.

3



7 take away 1 is 6.

Directions Have children write how many balls there are in all. Have them mark Xs to subtract. Ask children to trace the minus sign and write the number subtracted. Then have them trace the equal sign and write the difference.

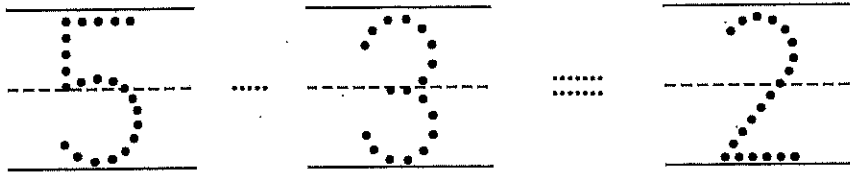
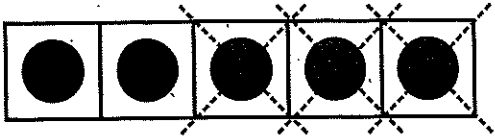
Name _____

Reteaching


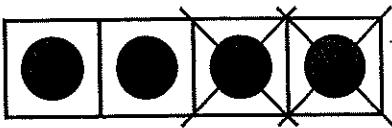
8-6

Subtraction Sentences


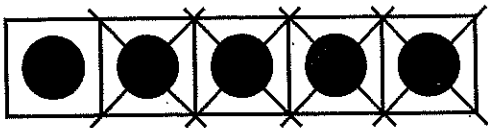
1



2



3



Directions Have children record how many counters there are in all. Have them trace or mark Xs to subtract. Ask them to trace the minus sign and record the number subtracted. Then have children complete the subtraction sentence by tracing the equal sign and recording the difference. They may use counters.

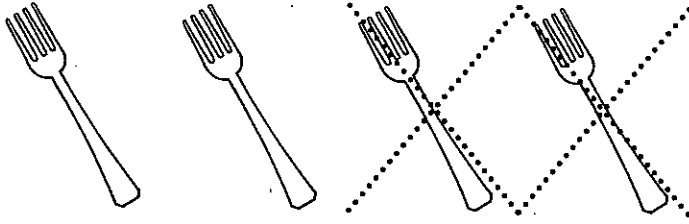
Name _____

Practice

8-6


Subtraction Sentences

1



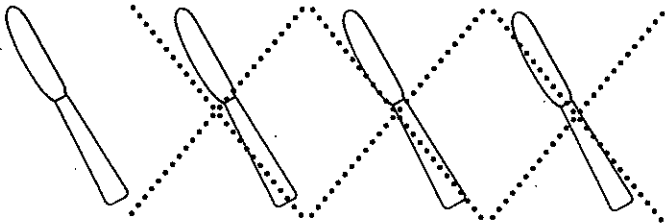
.....

2



.....

3



.....

Directions Have children write how many utensils there are in all. Have them trace Xs to subtract. Ask them to trace the minus sign and write the number subtracted. Then have children complete the subtraction sentence by tracing the equal sign and writing the difference.

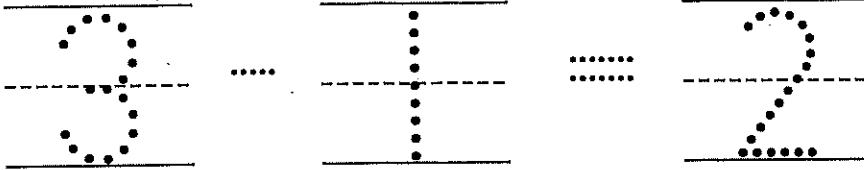
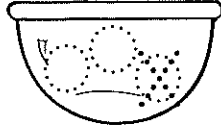
Name _____

Reteaching


8-7

Subtraction Stories



1



2



3



Directions Listen to each story. Draw circles to show the foods and draw Xs to show subtraction. Write the number sentence to match the story and find the difference.
1 Juanita buys 3 oranges and her daughter eats 1 of them. How many oranges does Juanita have left?
2 Brian has 6 crackers. His baby brother eats 2. How many crackers are left?
3 There is a plate of 5 red grapes and 4 grapes roll onto the floor. How many grapes are left?

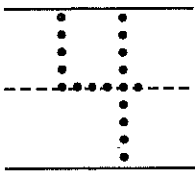
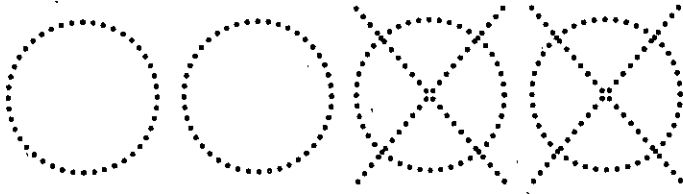
Name _____

Practice

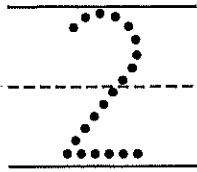
8-7

Subtraction Stories

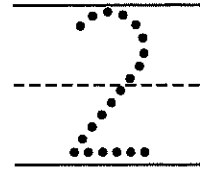
1



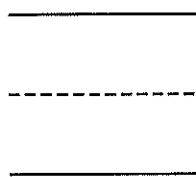
-




=



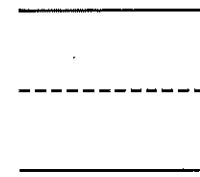
2




-



=




3



-



=



Directions Have children listen to these problems and then draw pictures to solve them. Then have children write the numbers that tell about the picture. 1 Julia has 4 red balls and gives 2 away. How many balls does she have left? 2 Luis has 5 yellow balls and gives 1 away. How many balls does he have left? 3 Sean has 5 black balls and gives 3 away. How many balls does he have left?

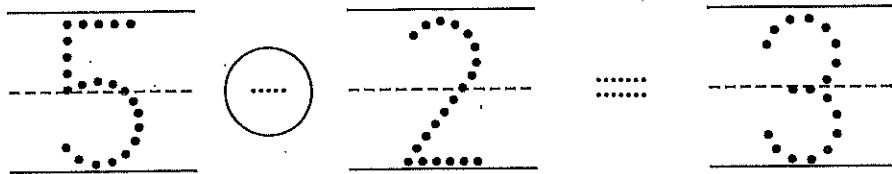

Name _____

Reteaching

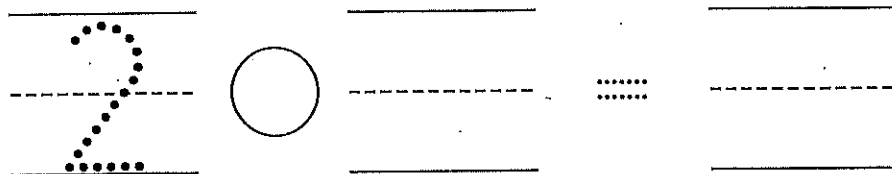
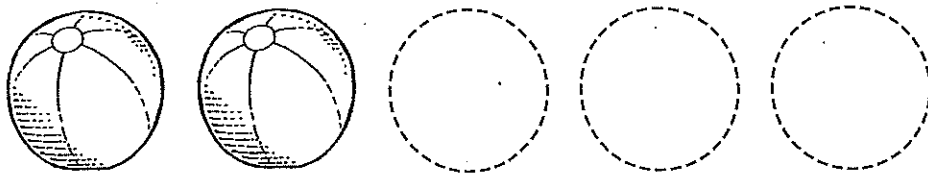
8-8

Problem Solving: Use Objects


1



2



3



Directions Have children listen to each story and use counters to help them solve the problem. If it is a subtraction story, have them trace Xs on the objects that are subtracted. For addition stories, have children draw more objects. Then have them write the addition or subtraction sentence. **1** *Stewart built 5 sandcastles. Waves knocked down 2 of them. How many sandcastles are left?* **2** *Shana saw 2 balls at the beach. Later that day, she saw 3 more balls. How many balls did she see in all?* **3** *Kate baked 6 muffins. Her brother ate 3 of them. How many muffins are left?*

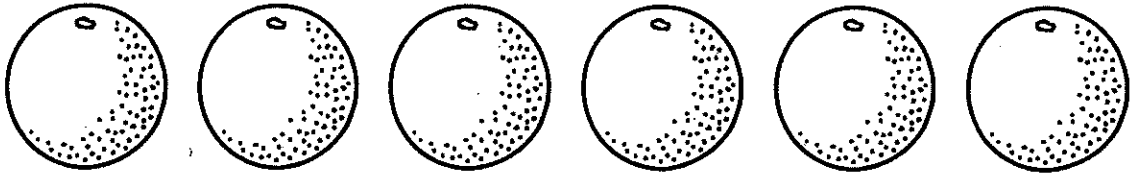
Name _____

Practice

8-8

Problem Solving: Use Objects

1





2






3






Directions Have children listen to each story and use counters to help them solve the problem. If it is a subtraction story, have them mark Xs on the objects that are subtracted. Then have them write the addition or subtraction sentence. **1** Chris picked 6 oranges. He ate 2 of them. How many oranges does Chris have left? **2** There are 2 turtles in the pond. 3 more turtles swim over to join them. How many turtles are there in all? **3** Catelyn counted 7 butterflies. 5 butterflies flew away. How many butterflies are left?

Name _____



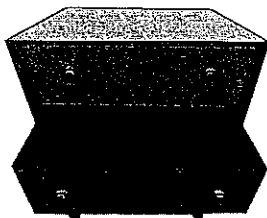
- (A) 6 are left. (C) 3 are left.
(B) 4 are left. (D) 2 are left.

2



- (A) $4 + 3 = 7$ (C) $7 - 3 = 4$
(B) $7 - 4 = 3$ (D) $4 + 4 = 8$

3




- (A) 8 2 go. 6 (C) 7 2 go. 5
(B) 7 1 go. 6 (D) 7 0 go. 7


Multiple-Choice Directions Mark the best answer. ★ 6 crows are on a branch. 2 crows fly away. How many crows are left on the branch? 2 Use counters to help solve the problem. There are 4 giraffes feeding at a tree. 3 more giraffes come over to join them. How many giraffes are there in all? Which number sentence tells this story? 3 There are 7 socks in the drawer. 2 are taken. How many socks are left?

Name _____

4



5



_____ take away _____ is _____

6



7

$$3 - 1 = 2$$

Constructed-Response Directions Have children: 4 write how many elephants there are in all and then trace Xs to subtract. Then trace the minus sign, record the number subtracted, and tell how many elephants are left; 5 complete the number sentence to tell about the story in the picture; 6 listen to the problem and write the subtraction sentence: *Liam sees 7 chipmunks on his walk with his Dad. Then he sees 2 run away. How many chipmunks does he see now?* 7 draw a picture to show the subtraction sentence.

Name: _____ Date: _____

Science Kindergarten Studies Weekly

Week 2, Physical Science

Things Can Change Assessment

Which word in this box would make the sentences true? Write the word on the line in the sentence where it belongs.


size	color
------	-------

1. If you dip an egg in dye, you change the _____ of the shell.

2. If you cut a piece of paper with scissors, you change the _____ of the paper.

Why did these things change? Circle your answer.


3.



The water was heated.

The water was frozen.

4.



The butter was heated.

The butter was frozen.

5.



The juice was heated.

The juice was frozen.

Name: _____
Energy Assessment

Date: _____
Week 3, Physical Science

1. Circle the words that are kinds of energy. Put an X on the words that are not kinds of energy.

heat

grape

light

road

sound

car

Which word in this box would make the sentences true? Write the word on the line in the sentence where it belongs.


work	pull	change
------	------	--------

2. Energy can _____ things.

3. Energy helps us _____ and play.

4. A push or _____ can move something.

5. Which comes first? Write a 1 under the picture that comes first. Write a 2 under the picture that comes next. Write a 3 under the picture that happens last.



Name: _____ Date: _____

Science Kindergarten Studies Weekly

Week 3, Physical Science

Weekly Literacy Connection

Trace the word **see** three times.

see

see

see

Write the word **see** three times on your own.

Circle the word **see**. How many did you find? _____

so

saw

see

sit

sat

sat




see

say

some

see

Cut and paste the letters below to spell the word **see**.



e



s



e

Name: _____

Science Kindergarten Studies Weekly




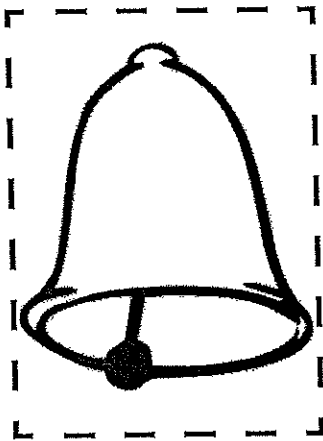

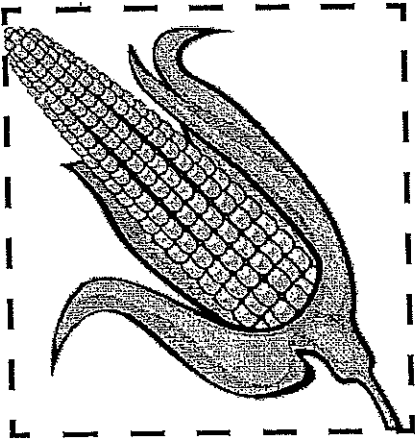
Date: _____

Week 3, Physical Science

Energy Sorting

There are different types of energy. Look at each picture. Is it a food, light or sound energy? Cut and paste the pictures into the correct box.

food	light	sound



Name: _____

1. Which model of the Earth is flat?



globe

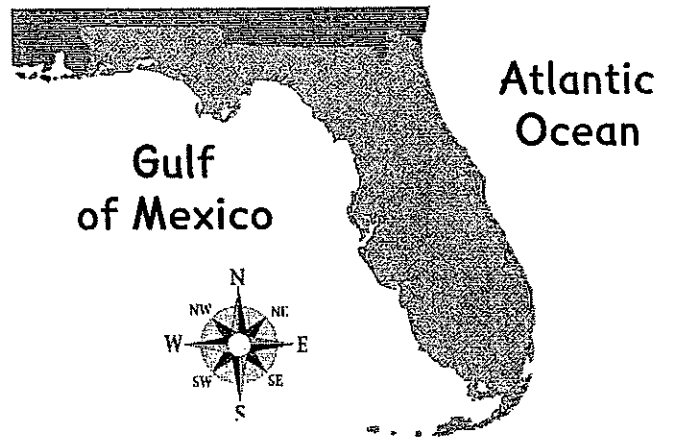


map

2. From Florida, which direction is the Atlantic Ocean?

west

east



3. Why do people think Harriet Tubman was brave?



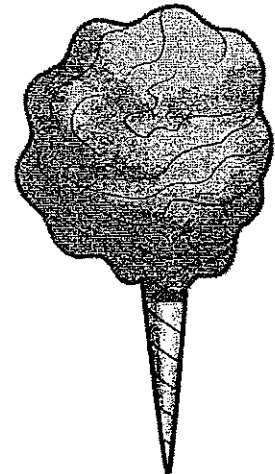

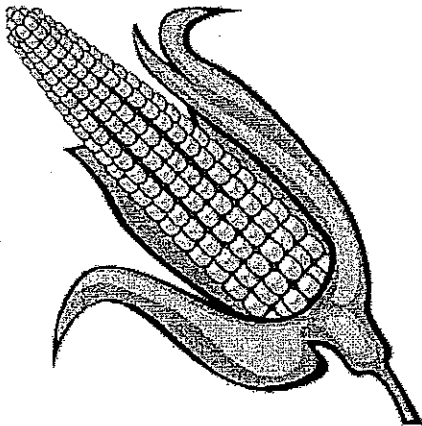


4. Your class is going to watch a movie. What is a fair way for your class to choose the movie?

Name: _____
Florida Studies Weekly - Kindergarten

Date: _____
Quarter 3, Week 22

My Birthday

Draw a circle around the pictures that you do have on your birthday. Draw an "X" on the pictures that you do not have on your birthday.



Name: _____
Florida Studies Weekly - Kindergarten

Date: _____
Quarter 3, Week 22

Christmas in Different Countries

Complete the sentence with a word from the box.

community

shoes

pinata

stars

1. In Mexico, neighbors sing songs and children break a _____ to get treats.
2. In France, children put their _____ by the fireplace on Christmas Eve.
3. In the Philippines, families make _____ to hang in their windows.
4. In England, many families give gifts to _____ people who work in their _____ on Boxing Day.

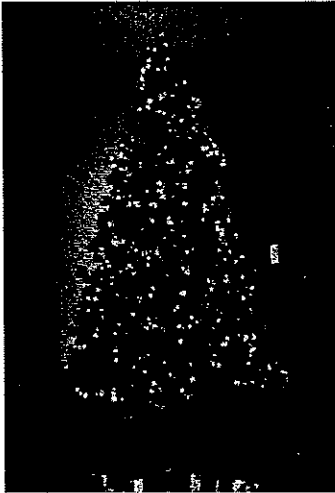
Name: _____
Florida Studies Weekly - Kindergarten

Date: _____
Quarter 3, Week 24

Celebrations

Write the correct word next to the holiday pictures.

birthday Christmas Hanukkah



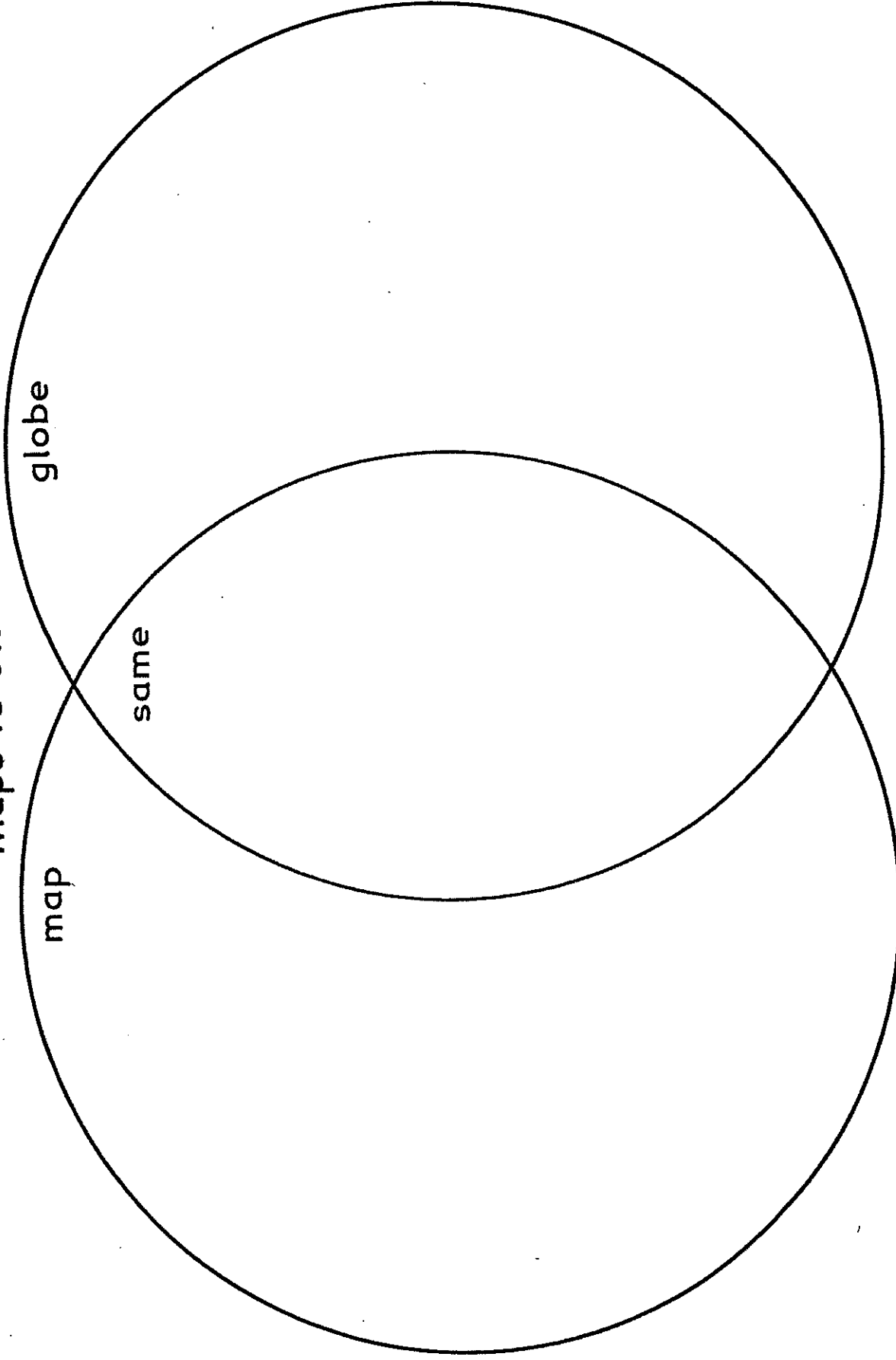




Name: _____
Florida Studies Weekly - Kindergarten

Date: _____
Quarter 3, Week 24

Maps vs Globes





ELD Standards Covered: ELD.K.12.ELL.SS.1
Cognitive Complexity Level: MODERATE/2

NGSSS Social Studies Standards Covered: SS.K.G.1.2, SS.K.G.1.4
ELA/LAFS Standards Covered: LAFS.K.L.1.1, LAFS.K.L.3.6

Name: _____

1. Circle the presidents that lived long ago.



2. What job did children do long ago AND still do today?

- take care of animals
- wash the car
- churn butter

3. Who is known as the "Father of our Country?"

- George Washington
- Abraham Lincoln
- Benjamin Franklin

4. What do we use to find the date of President's Day?

- calendar
- map
- globe

SUN	MON	TUE	WED	THUR	FRI	SAT
						1
2	3	4	5	6	7	8
9	10	11	12	13	14	15
16	17	18	19	20	21	22
23	24	25	26	27	28	29
30	31					

