

Ms. Nelson
Kindergarten
Week of March 30th

Kindergarten Virtual Learning Schedule

Monday:

Class Dojo Video Lessons- Reading
Complete Reading Worksheets for the week
25 minutes- I-ready

Tuesday

Class Dojo Video Lesson- Math
Complete Math Worksheets for the Week
25 minutes- I ready

Wednesday:

Studies Weekly Online- Science
Complete Science Worksheets for the Week
25 minutes- I-ready

Thursday:

Studies Weekly Online- Social Studies
Complete Social Studies Worksheets for the Week
25 minutes- I-Ready

Friday

Zoom Lesson with Ms. Nelson
Complete any remaining worksheet
25-minutes- I- Ready

All worksheets need to be turned in by 5:30 pm on Friday. You can scan the worksheet and email it to me or drop it off to the school between 4-6pm.
If you need a hard copy of the worksheets arrangement can be made with me at a later time.

Adjective or Adverb Sort

© Michelle Pavis 2014


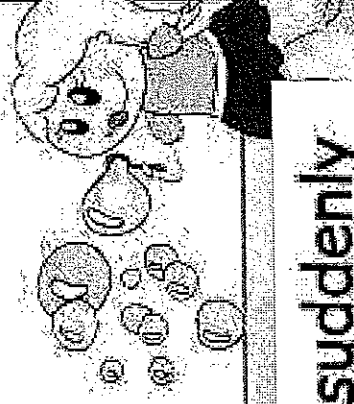
Adjectives	Adverbs

quietly	yellow	thirsty	quickly
hairy	carefully	nice	loudly
clean	badly	bravely	fancy

Adverb or Adjective?

Sorting Worksheet 2

DIRECTIONS: Drag the words into the correct column. Remember, adjectives often describe nouns and adverbs often describe verbs.

Adverb	Adjective
	
soon	suddenly
daringly	never
bashfully	busily
lazily	small
fairly	quiet
greatly	few

Name _____


Digraphs:
ch, wh, tch

The letters **ch** and **tch** stand for the sound you hear in **chop** and **fetch**.

The letters **wh** stand for the sound you hear in **whale**.


**Circle the word that describes each picture.
Then write the word on the line.**

1.




watch itch catch

2.



where when whale

3.



inch lunch chunk

4.




patch switch match




Name _____

Circle the word that completes each sentence.


1. In the day, it is _____ out. light little



2. _____ pets play. Our Me




3. Can you see _____ ball? your look





4. _____ you like to rest? Would Can



5. Let's play _____! again fun





A  can go up.
yo-yo

High-Frequency Words:

Circle the word go in

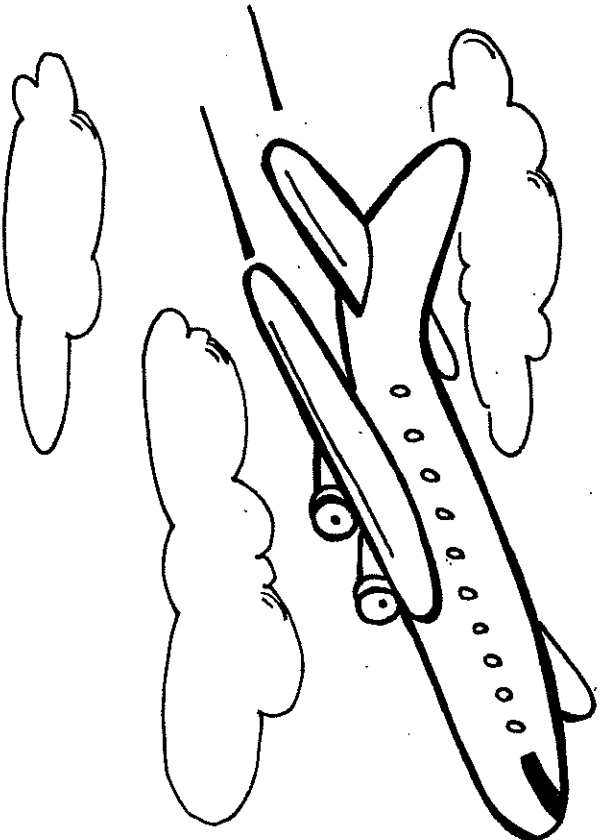
the story.





At Home: Ask your child to read the book aloud to you.

© Macmillan/McGraw-Hill

Go Up



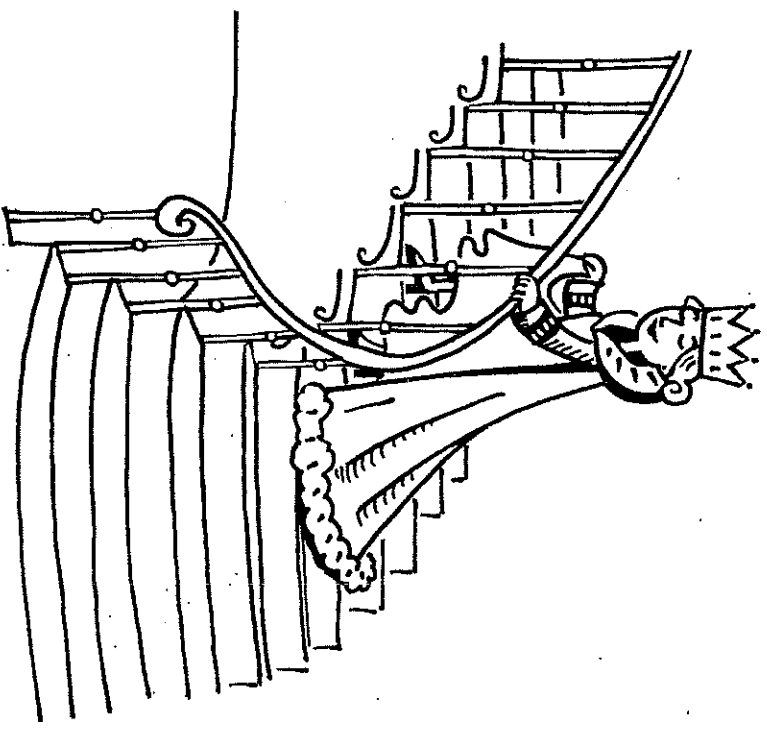
A  can go up.
jet




A  can go up.
van

Phonics: Find something in the story that rhymes with green. Circle it.

2



A  can go up.
queen

Comprehension: How does the queen go up?


3



I am Ed.

I like
watermelon


I Like




I am Ed.


I like
keys

High-Frequency Words:
Circle the word like in the story.

 **At Home:** Ask your child to read the book aloud to you.




I am Ed.


I like  zebra

Phonics: Find something in the story that rhymes with sees. Circle it.

2




I am Ed.

I like  grapes

Comprehension: What does Ed like to eat?

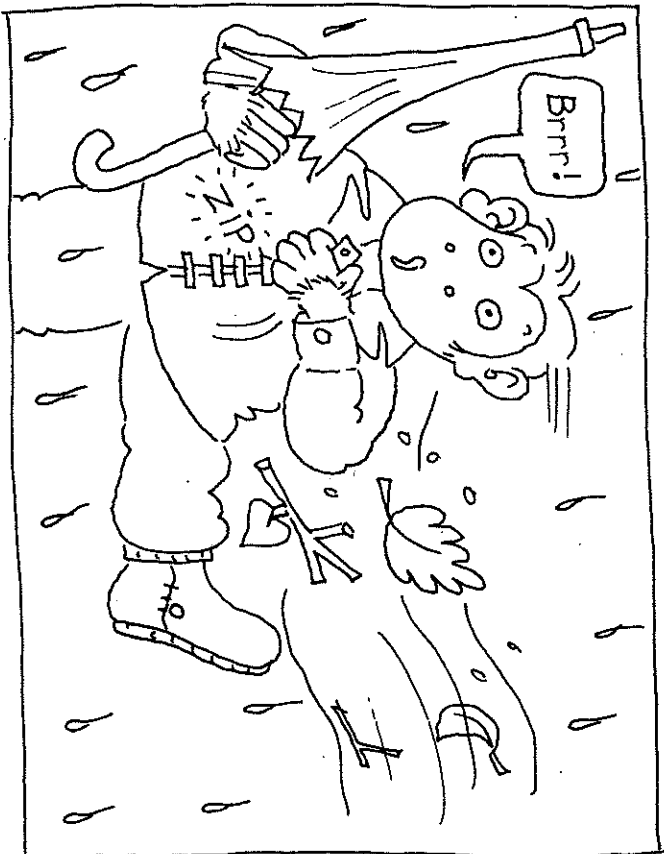
3




I am Ed.

I can  kiss.

I Can



I am Ed.


I can  zip.

High-Frequency Words:


Circle the word can in the story.




At Home: Ask your child to read the book aloud to you.




I am Ed.

I can  walk



I am Ed.

I can  kick

Phonics: Circle the words that begin with k.

Comprehension: What is Ed playing?

© Macmillan/McGraw-Hill



Plip, plop, plip, plop!
Frank flicks it away.
Today is fun!

Slip, Flip, Plop!



Slip, slop, slip, slop!
Sam slips.



At Home: Ask your
child to read the
book aloud to you.

High-Frequency Words:

Circle the words away.

and today in the story.

4



Flip, flop, flip, flop!
Frank flips.

Phonics: Circle words in the story with
sl and fl.

2


© Macmillan/McGraw-Hill



Blip, blop, blip, blop!
Sam flicks it away.

Comprehension: Who is the first bunny to
flick it away?

3



“Our lunch is fish,”
adds Chet.

“No thanks!” yells Mitch.

High-Frequency Words:

Circle the words come,


your, and our in the story.



At Home: Ask your
child to read the
book aloud to you.


4

Chet and Mitch



Chet and Mitch can play tag.

“Chase me! Catch me!”
they yell.




“Come get lunch!”
yells Mom.

Phonics: Draw a circle around the words
in the story with *eh* and *tch*.

2

© Macmillan/McGraw-Hill



Chet swims with his pal.
“Come eat lunch with us,
Mitch.”

Comprehension: Retell this story in your
own words.


3

Name _____

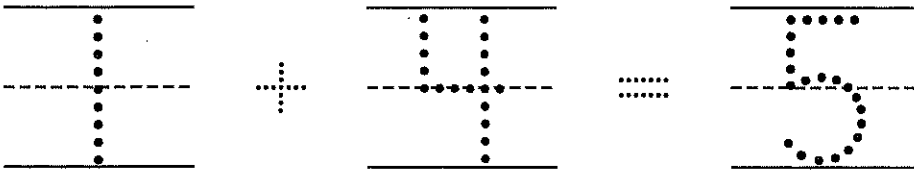
Reteaching
7-5

Finding Sums

1



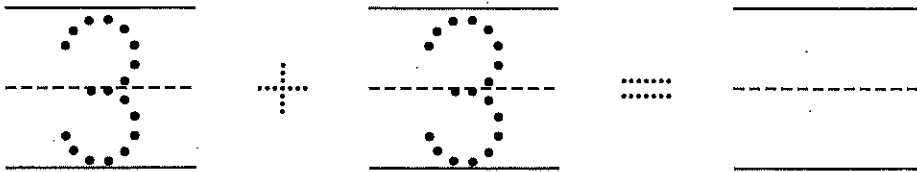
1 and 4 is 5.



2



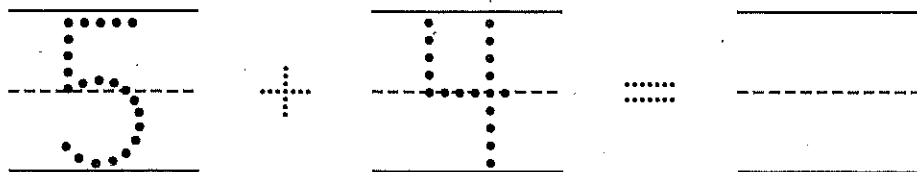
3 and 3 is 6.



3



5 and 4 is 9.



Directions Have children trace the numbers to tell how many there are in each group. Have them circle the two groups to join them. Then have them trace the plus sign and equal sign, and write the sum.

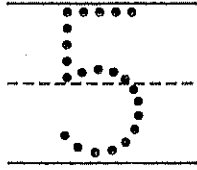

Name _____

Practice

7-5

Finding Sums

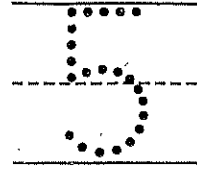

1



5



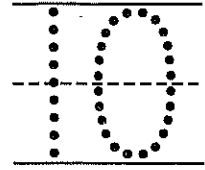
and



5

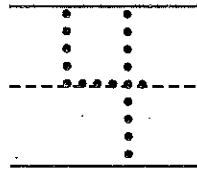


is



10.

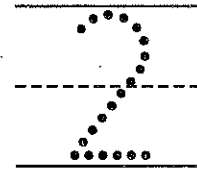
2



4



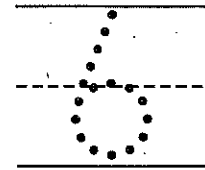
and



2

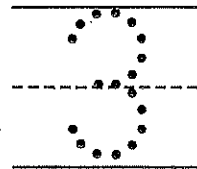


is



6.

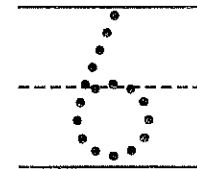
3



3



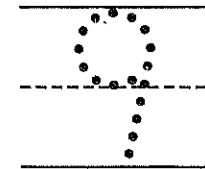
and



6





is



9.

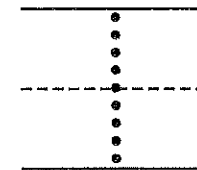
4



6




and



1



is



7.

Directions Have children trace the numbers to tell how many there are in each group. Have them circle the two groups to join them. Then have them trace the plus sign and equal sign and write the sum.

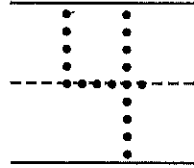
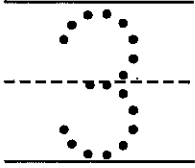
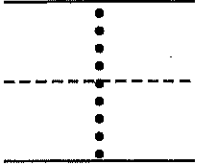

Name _____

Reteaching


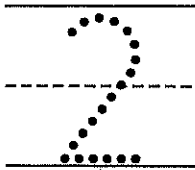
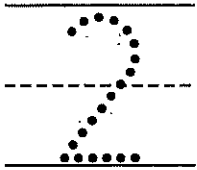

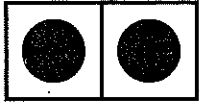
7-6

Addition Sentences



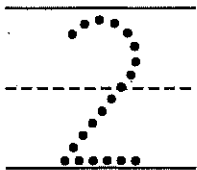

1



2



3




Directions Have children trace the numbers to tell how many there are in each group, show with counters, and join the groups. Then have them trace the plus sign and equal sign and write the sum.

Name _____


Addition Sentences

1




_____ + _____ = _____

2



_____ + _____ = _____

3




_____ + _____ = _____

4



_____ + _____ = _____

5

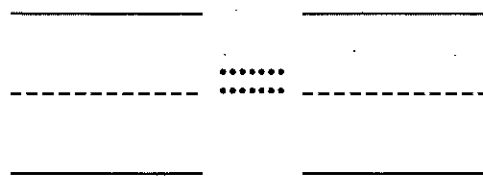
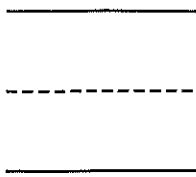


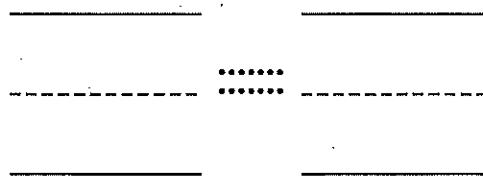

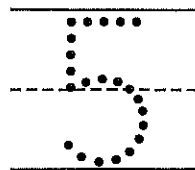
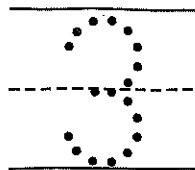
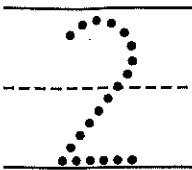
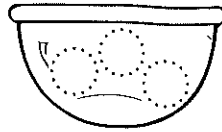


_____ + _____ = _____

Directions Have children write the numbers to tell how many there are in each group. Have them circle the two groups to join them. Then have them trace the plus sign and equals sign and write the sum.

Name _____

Problem Solving: Draw a Picture




Directions Listen to each story. Draw circles to show the foods. Write the number in each group and the number in all. Juanita buys 2 oranges at a fruit stand and 3 more at a supermarket. How many oranges does she buy in all? Brian eats 6 crackers. His baby brother eats 2. How many crackers do the boys eat in all? There is a plate of 5 red grapes and a plate of 4 green grapes. How many grapes in all?

Name _____


Topic 7
Test

1




- (A) 5 and 1 is 6.
- (B) 2 and 7 is 9.
- (C) 4 and 2 is 6.
- (D) 5 and 2 is 7.

2




- (A) 3 and 2
- (B) 2 and 5
- (C) 3 and 1
- (D) 2 and 6

3



- (A) 8 and 1 is 9.
- (B) 4 and 4 is 8.
- (C) 4 and 5 is 9.
- (D) 2 and 2 is 4.


4



- (A) 2 + 1
- (B) 1 + 4
- (C) 4 + 0
- (D) 1 + 5

Directions Mark the best answer. ★ Luke has 5 trains to play with. His mom gives him 2 more trains. How many trains does he have in all? Which number sentence tells this story? 2 Which numbers show joining the groups of pails? 3 Which shows joining the groups of chickens? 4 Which tells about the picture?

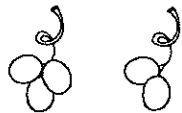
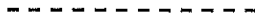
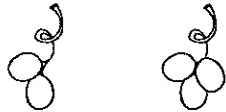

Name _____



$$\begin{array}{ccccccc} \text{_____} & & & & \text{_____} & & \text{_____} \\ \text{-----} & + & & = & \text{-----} & & \text{-----} \\ \text{_____} & & & & \text{_____} & & \text{_____} \end{array}$$



$$2 + 2 = \text{_____}$$



Directions Mark the best answer. There is 1 goat. 3 more goats come. How many in all? Write a number sentence to show this story. There are 2 grapes. Then there are 2 more grapes. How many grapes in all? Circle the picture you can use to solve this problem and then complete the number sentence.

Name: _____ Date: _____

Science Kindergarten Studies Weekly


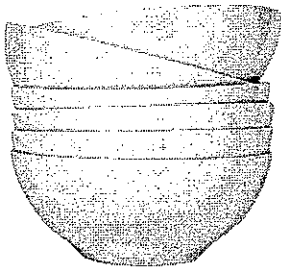
Week 5, Earth-Space Science

Water Assessment

1. Look at the picture. What do you think is going to happen to the water in this picture? Write a D on the line below the picture if you think someone is going to drink the water. Write a C on the line below the picture if you think someone is going to cook something in the water.



2. Circle two things that we can clean with water. Put an X on things we do not clean with water.



Name: _____ Date: _____


Science Kindergarten Studies Weekly

Week 6, Earth-Space Science

Weekly Literacy Connection


Look at each picture. Name the type of weather. Write the type of weather on the lines below the picture. Color the pictures.

hot cold rain snow









Name: _____ Date: _____


Science Kindergarten Studies Weekly

Week 6, Earth-Space Science


Weather Assessment

Draw a line from the name of the season on the left to the picture of that season on the right.


Winter




Spring



Summer



Fall





Name: _____

1. Draw an X on the Gulf of Mexico.
Draw an O on the Atlantic Ocean.
-



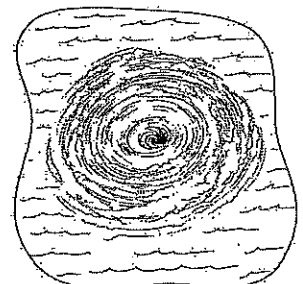
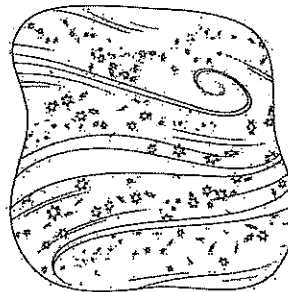
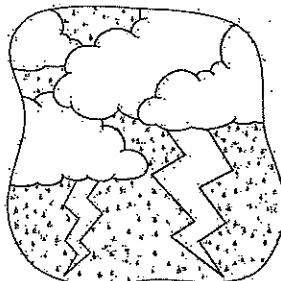

2. Circle the pictures of the things you need to be prepared for a hurricane.
-



3. Why should you cover your head in a tornado?
-

- to keep your head protected from the snow
- to keep your head protected from flying things

4. Circle the storms that can happen in Florida.
-



Name: _____

1. What should you do on the playground if there are four swings on the playground and 8 children want to swing?

- Let the 4 children who get there first swing for as long as they want.
- Let the 4 children who get there first swing for 3 minutes and then switch with the others who are waiting.



2. Your teacher asks what game your class should play. What is a fair way to make the decision?

- Take a class vote.
- Let one child decide.

3. How can you be a good citizen at school?

- Be mean to your friends and make them mad.
- Take turns when you play with others.



4. What can you do when you and a friend don't agree?

- Use quiet voices and talk about the problem.
- Stop being friends.


Name: _____

1. Draw X's on two places that show oceans. Draw O's on two different places that show land.



2. What type of landform is shown in this picture? Circle the answer

- desert
- valley
- plains



3. When would you use a city map?

- when you want to find a country
- when you want to find a street

4. What kind of water is shown on this map?

- lake
- ocean
- river

