

Ms. Etienne

Week of May 4-May 8

	Monday	Tuesday	Wednesday	Thursday	Friday
<b>Reading</b>	Iready 30 minutes for Reading  Khan Academy 30 minutes	ReadWorks 30 minutes	Iready 30 minutes for Reading  Khan Academy 30 minutes	ReadWorks 30 minutes	Khan Academy 30 minutes
<b>Math</b>	Xtra Math  Envision Math Topic 14 Lesson 14-05: Making Real Graphs	Xtra Math  Iready 30 minutes for Math  Prodigy 30 minutes  Envision Math Topic 14 Lesson 14-06: Making Picture Graphs	Xtra Math  Envision Math Topic 14 Lesson 14-07: Problem Solving: Make a Graph	Xtra Math  Iready 30 minutes for Math  Envision Math Topic 14 Lesson Test  Prodigy 30 minutes	Xtra Math  Khan Academy 30 minutes  Envision Math Topic 14 Lesson
<b>Writing</b>					
<b>Science</b>	<b>Studies Weekly <u>Week 1</u></b> <b><u>Physical Science - What Are Things Made Of?</u></b>	<b>Studies Weekly <u>Week 2</u></b> <b><u>Physical Science - Things Can Change</u></b>	<b>Studies Weekly <u>Week 3</u></b> <b><u>Physical Science - Energy</u></b>	<b>Studies Weekly <u>Week 4</u></b> <b><u>Physical Science - Move It</u></b>	
<b>Social Studies</b>					

Name: \_\_\_\_\_ Date: \_\_\_\_\_

Science 1st Grade Studies Weekly

Week 4, Physical Science

### Move It Assessment

1. Circle the words that tell how something can move. Put an X on the words that do not tell how something can move.

back and forth

heavy

green

fast

slow

up and down

light

forward

Which word in this box would make the sentences true? Write the word on the line in the sentence where it belongs.

force    energy    heavy    light


2. It takes more force to move something that is \_\_\_\_\_.

3. It takes less force to move something that is \_\_\_\_\_.

4. A push or a pull is an example of a \_\_\_\_\_.

5. A force is \_\_\_\_\_ that makes something move or change.

6. Draw a picture of something moving. On the lines next to the box, write how the object in your picture is moving.



---

---

---

---

Name: \_\_\_\_\_ Date: \_\_\_\_\_

Science 1st Grade Studies Weekly


Week 1, Physical Science

### What Are Things Made Of? Weekly Assessment

Look at the pictures. On the line below each picture, write one word that describes what you see in the picture. You can use the words from the box. You can use words that are not in the box, like color words or shape words.


hard      soft      thick      thin      rough      smooth

1.




\_\_\_\_\_

2.




\_\_\_\_\_

3.




\_\_\_\_\_

4.



\_\_\_\_\_

5.



\_\_\_\_\_

Circle the correct answer.

6. \_\_\_\_\_ take the shape of anything you put them in.

**Solids**

**Liquids**

7. \_\_\_\_\_ keep their shape unless someone or something changes them.

**Solids**

**Liquids**

Name: \_\_\_\_\_ Date: \_\_\_\_\_

Science 1st Grade Studies Weekly

Week 3, Physical Science

### Energy Assessment

Which word in this box would make the sentences true? Write the word on the line in the sentence where it belongs.

vibrates   reflects   Light   Heat

1. \_\_\_\_\_ helps keep living things warm.
2. Light \_\_\_\_\_ off some objects, like mirrors.
3. Sound is made when something \_\_\_\_\_.
4. \_\_\_\_\_ helps plants grow and make food.

Circle **yes** if the sentence is correct. Circle **no** if the sentence is not correct.

5. Millions of years ago, the sun was the only way to get light and heat.

**yes**

**no**

6. Light can pass through glass.

**yes**

**no**

7. I can be many different things. I can be light, heat, food and sound. Animals and people need me to help them grow and move. What am I? Write your answer on the line below.

\_\_\_\_\_