


**Ms. Etienne's Little Blue Butterflies**  
**1st grade Weekly News and Homework**

Name: \_\_\_\_\_

Week of: April 6- April 10

Due Date: April 10, 2020



**What we are learning this week:**

**LA/Reading:**

Reading  
Comprehension  
Skills and Strategies  
Phonics

**Math:**

Reading and solving  
word problems

**Social Studies:**

**Science:**

Animals and Plant

**Technology:**

I-ready  
XtraMath  
Khan Academy  
Readworks

● **Monday:**

- **Reading:** (Readworks)The Wishing Tree
- **Phonics:**Words with Long a:ai, ay
- **Math:** (Khan Academy) Place Value
- **Science:** Animals
- **Technology:** 60 minutes of reading and 60 minutes of math on I-ready.  
5 minutes on XtraMath.

● **Tuesday:**

- **Phonics:** In the Doghouse
- **Math:** (Khan Academy) Place Value
- **Social Studies:** (ReadWorks) Marie Recycles

● **Wednesday:**

- **Reading:**
- **Phonics:** Words with Long i: i-e
- **Math:** (Khan Academy) Place Value
- **Science:** Plant and Animal Needs and Interdependence

● **Thursday:**

- **Phonics:**Counting up
- **Math:** (Khan Academy) Place Value
- **Social Studies:** (Readworks)Famous Statues.  
For this assignment, please write 2 or 3 things you have learned from the article that you want to remember.

- **Friday:** Complete any work that has not been completed. Turn in all assignments


**Instructions:**

Follow the schedule and complete given work. To turn in work, you can scan them back and email them to me, take a photo of them and send them to me on clasdojo, drop off at the school on Friday (there will be a drop off area for you). If you are unable to print, you can complete the work in your notebook and scan or take a picture of it and send it to me.

**Notes/Misc:**

**Words With Long a: ai, ay**

Look at the Word Bank.  
Use the words to fill in the blanks.  
Then read the story!

**Word Bank**

day  
play  
gray  
rain  
pail  
paint

**Rainy Day**

Grandma and I will \_\_\_\_\_ the porch.

We have our brushes.

We have a \_\_\_\_\_ of  
\_\_\_\_\_ paint.

Then it starts to \_\_\_\_\_!

"Tomorrow is another \_\_\_\_\_,"  
says Grandma.

"Let's go inside and \_\_\_\_\_."

**Word Search**




Look at the Word Bank.  
Circle the words here.  
Then read them!

g	p	a	i	l	d	x	y
l	r	a	u	n	a	d	j
u	g	q	i	x	y	p	l
f	t	w	z	n	k	l	f
r	a	i	n	d	t	a	p
d	f	b	g	r	a	y	f

**Animals**

1. Most mammals have 4 legs. Spiders have 8 legs. So, 2 mammals and 1 spider would have \_\_\_\_\_ legs altogether.

- A. 12
- B. 14
- C. 16
- D. 18



**Day 1**

1. Circle the animals that hatch from eggs.

birds                  turtles                  people                  dogs

2. Circle the animals that fly.

bats                  whales                  birds                  people

**Day 2**

Use the words from the word bank to complete the sentences.

dog	penguin	frog	shark	turtle
-----	---------	------	-------	--------

- 1. A \_\_\_\_\_ is a mammal.
- 2. A \_\_\_\_\_ is an amphibian.
- 3. A \_\_\_\_\_ is a reptile.
- 4. A \_\_\_\_\_ is a bird.
- 5. A \_\_\_\_\_ is a fish.

**Day 3**

Use a verb, or action word, to tell how each animal moves.

- 1. snake \_\_\_\_\_
- 2. bird \_\_\_\_\_
- 3. kangaroo \_\_\_\_\_
- 4. cheetah \_\_\_\_\_

**Day 4**


Name \_\_\_\_\_

### Animals


Answer the questions.

Name and draw a kind of shelter for each animal. Discuss your drawings with a friend.


1. bear \_\_\_\_\_




2. bird \_\_\_\_\_




3. bee \_\_\_\_\_




4. human \_\_\_\_\_



5. mole \_\_\_\_\_




6. beaver \_\_\_\_\_



Name \_\_\_\_\_


Read the clues, then write the words.  
Start at the bottom and climb to the top.

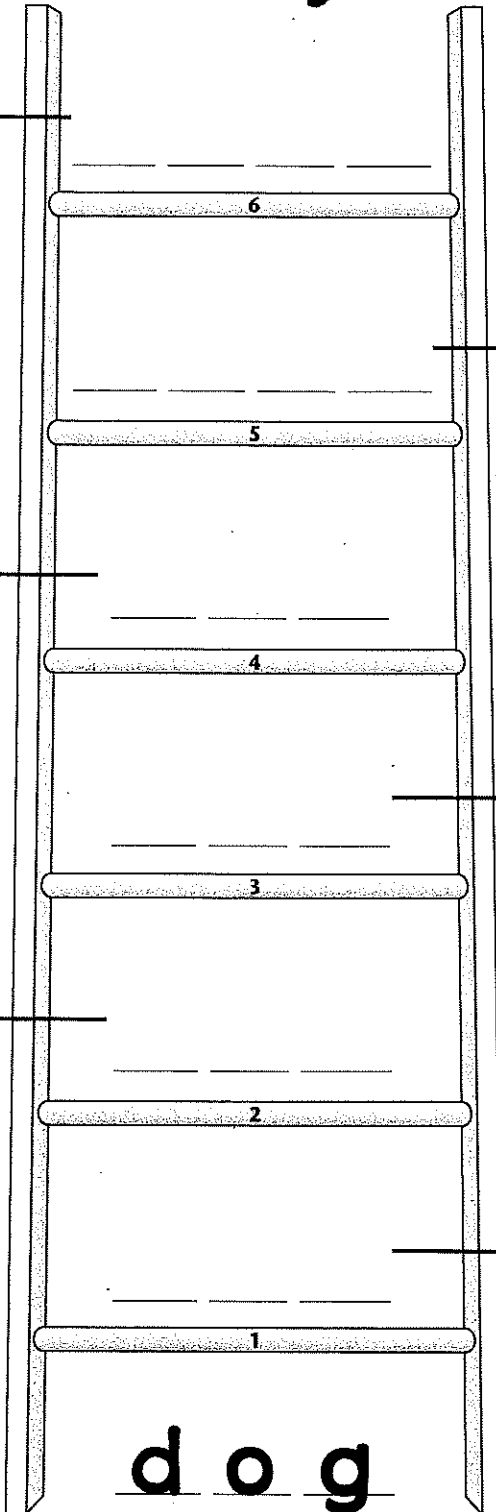


# In the Doghouse

the sound a dog makes  
**Change the last letter.**

a block of candy  
"Let's break this candy \_\_\_\_ in two."  
**Change the last letter.**

 an ugly, old woman or witch  
**Change the vowel.**



a place where farm animals live  
**Add a letter to the end.**

another word for *sack*  
**Change the first letter.**

a large pig  
**Change the first letter.**

**Words With Long i: i-e**

Look at the Word Bank.  
Use the words to fill in the blanks.  
Then read the story!



**Word Bank**

- hide
- ride
- five
- write
- time
- slice

**Things I Like**

Here are \_\_\_\_\_ things that I like.

I like to \_\_\_\_\_ my bike.

I like to eat a \_\_\_\_\_ of pizza.

I like to \_\_\_\_\_ my name.

I like to play \_\_\_\_\_-and-see.

I like to have a good \_\_\_\_\_ with  
people I like!

**Word Search**

Look at the Word Bank.  
Circle the words here.  
Then read them!

b	q	v	s	r	m	d	w
r	i	d	e	l	b	u	r
t	g	e	z	h	i	j	i
z	i	q	y	i	f	c	t
k	c	m	x	d	c	x	e
f	i	v	e	e	k	z	a

## Plant and Animal Needs and Interdependence

1. Name one way the sun is helpful to plants or animals.

\_\_\_\_\_

2. Name one way the sun is harmful to plants or animals.

\_\_\_\_\_

Day 1

Circle whether each sentence is **true** or **false**.

- |  |      |       |
|--|------|-------|
| 1. Animals help plants through pollination.                      | true | false |
| 2. Plants help animals by making oxygen.                         | true | false |
| 3. Animals give off carbon dioxide that plants use to make food. | true | false |

Day 2

Complete the sentences. Unscramble the letters to fill in the missing words.

1. Plants may be used for shelters. Birds can make \_\_\_\_\_  
(esnts) with plants.
2. Insects sometimes use plants to blend in. Green grasshoppers can  
\_\_\_\_\_ (idhe) in grass.
3. Many animals use plants as a food source. Pandas \_\_\_\_\_  
(eta) bamboo.

Day 3

Fill in the blanks with words from the word bank.

insects	leaves	plants	soil
---------	--------	--------	------

1. Worms break down dead leaves into \_\_\_\_\_.
2. Seeds that are replanted become new \_\_\_\_\_.
3. Animals plant parts like fruits and \_\_\_\_\_.
4. \_\_\_\_\_ help to pollinate flowers.

Day 4

## Plant and Animal Needs and Interdependence

Answer the questions. Then, share your answers with a partner.

1. Explain why plants need sunlight.

---

---

2. Explain why animals need plants.

---

---

3. Explain why plants need animals.

---

---

At breakfast, Maddie observed the animals in her yard. She saw 3 squirrels. Each grabbed 1 acorn to eat. A bird also ate 1 acorn. Then, 2 more squirrels each ate 1 acorn.

4. How many acorns did Maddie see animals eat? \_\_\_\_\_
5. Later that morning, she saw 3 more squirrels eat 1 acorn each. How many acorns did she see eaten now? \_\_\_\_\_
6. By the end of the day, Maddie had seen 15 acorns eaten by animals. How many acorns were eaten in the afternoon? \_\_\_\_\_



Name \_\_\_\_\_

Read the clues, then write the words.  
Start at the bottom and climb to the top.



# Counting

Up



opposite of *few*  
Add a letter to  
the end.

\_\_\_\_\_

5

a boy grows up to  
be this  
Change the vowel.

\_\_\_\_\_

4

a group with a man  
and others like him  
Change the first  
letter.


\_\_\_\_\_

3

home to a fox or  
bear  
Change the last  
letter.

\_\_\_\_\_

2

 tiny drops of water  
that form on grass  
at night  
Change the first  
letter.

\_\_\_\_\_

1

f e w