

Ms. Brown
Grade 1

April 27th weekly packet

<u>Subject</u>	<u>Instructions</u>
Reading	<p>Get Epic Weekly reading comprehension:</p> <ul style="list-style-type: none">• 2 book minimum of your choice, please select books within your reading level that HAVE QUIZZES. Your grade will come from the quiz results. <p>Instructions to access Epic: Look for an email from Getepic.com. Follow the instructions to sign up FOR FREE. After signing up you will get direct access to our virtual classroom. You can find the books above under the “assignments” tab. Make sure to press the green “finish book” button when the story is completed. Read the story AT LEAST two times before taking the quiz. You can start the quiz by pressing the blue “start the quiz” button located under the green “finish book” button.</p> <ul style="list-style-type: none">• Reading weekly practice 121, 122
Math	<p>Khan academy subtraction within 20 lesson:</p> <ol style="list-style-type: none">1. Go to khanacademy.org/join2. Enter your class code and press “Add”. Class code: PKQT4QAT3. If you don’t already have an account, press “Create a new account”. Enter your date of birth, then sign up using Google, your school email, or by creating a username.4. Enter your grade and course. Now you’re ready to start learning!
Science/ Social studies	<p>Science lessons should be completed in this order:</p> <ul style="list-style-type: none">-Science weekly “The Sun” weekly read-Science weekly literacy connection-Science weekly assessment
I-ready	<p>Weekly total: 120 minutes</p> <ul style="list-style-type: none">-60 min math-60 min reading <p>Weekend minutes are included</p>

Name _____

Words that have the same or almost the same meaning are called **synonyms**.

Synonyms: smile grin
shine glow

Words that have opposite meanings are called **antonyms**.

Antonyms: new old
up down

Read each row of words.

Circle the two words that are synonyms.

1. kind happen nice ground
2. tiny plant big little
3. happy glad mean grow

Circle the two words that are antonyms.

4. dig before after from
5. all seeds nothing great
6. wet care again dry



Name _____

Find the word in the second sentence that means the same as the underlined word. Write both words on the lines.

1. Mom told me to put on my hat.

This cap will block the sun.

2. My job is to dig up the dirt.

It is hard work.

Find the word that means the opposite of the underlined word. Write both words.

3. We got an early start.

We worked until it was late.

4. Look at how big the plant has grown.


It came from such a little seed.



EARTH-SPACE SCIENCE / WEEK 8

Science Studies Weekly™

Adventure



The Sun




The sun gives light and heat to the Earth.
The sun rises and sets every day.

See Primary-Source
Related Media...



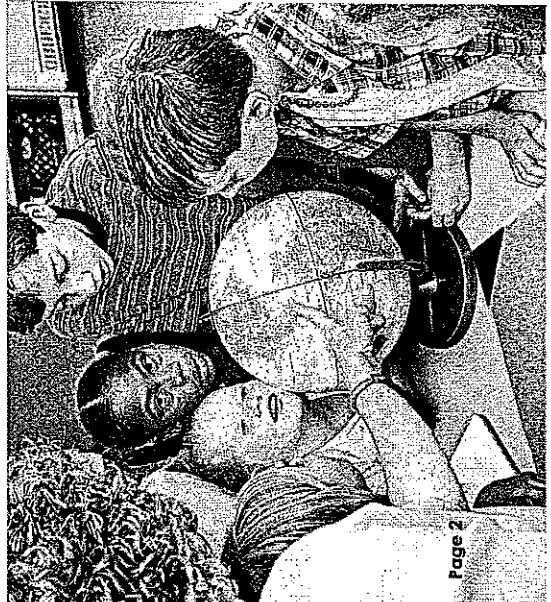
www.s-w.co/S1-8

The Sun



In the morning, we see the sunrise. In the evening, we see the sunset.

Do you know why the sun rises and sets? The sun does not move. The Earth moves.




Look & Learn

Look at this picture. What do you see?



What makes a shadow? Light makes a shadow.



The Earth spins like the globe in your classroom. As the Earth spins, it looks as if the sun is moving across the sky.



When it is day where you are, it is night on the other side of the Earth. When it is night where you are, it is day on the other side of the Earth.

Making Shadows

When you stand between the sun and the ground, you block the sunlight. Look at the ground, and you will see a dark spot in the shape of you—your shadow.

WHAT YOU NEED

- a sunny day
- sidewalk chalk

WHAT TO DO

1. Go outside in the morning.
2. Stand with the sun behind you. Do you see your shadow?
3. Ask a friend to trace your shadow with chalk.
4. Trace your friend's shadow.
5. Go outside a few hours later.
6. Stand in the same place you stood in the morning. How is your shadow different?



Draw a picture of you on a sunny day. Don't forget your shadow!

Name: _____ Date: _____

Science 1st Grade Studies Weekly

Week 8, Earth-Space Science

Weekly Literacy Connection

Unscramble each sentence. Rewrite the sentence correctly on the line.

1. moves. The Earth

2. light and The sun gives heat.

3. We sunset. see the

4. does move. not The sun

5. shadow. Light a makes

Standards Covered: Refer to the ELA Standards Reference for additional standards that are covered.

Name: _____ Date: _____

Science 1st Grade Studies Weekly

Week 8, Earth-Space Science

The Sun Assessment

Look at the picture. Then circle the correct answer to the questions.



1. What do you see in the picture?

the sun

a shadow

2. What makes a shadow?

light

heat

Circle the correct answer.

3. When it is day where you are, it is _____ on the other side of the Earth.

day

night

4. When it is night where you are, it is _____ on the other side of the Earth.

day

night